

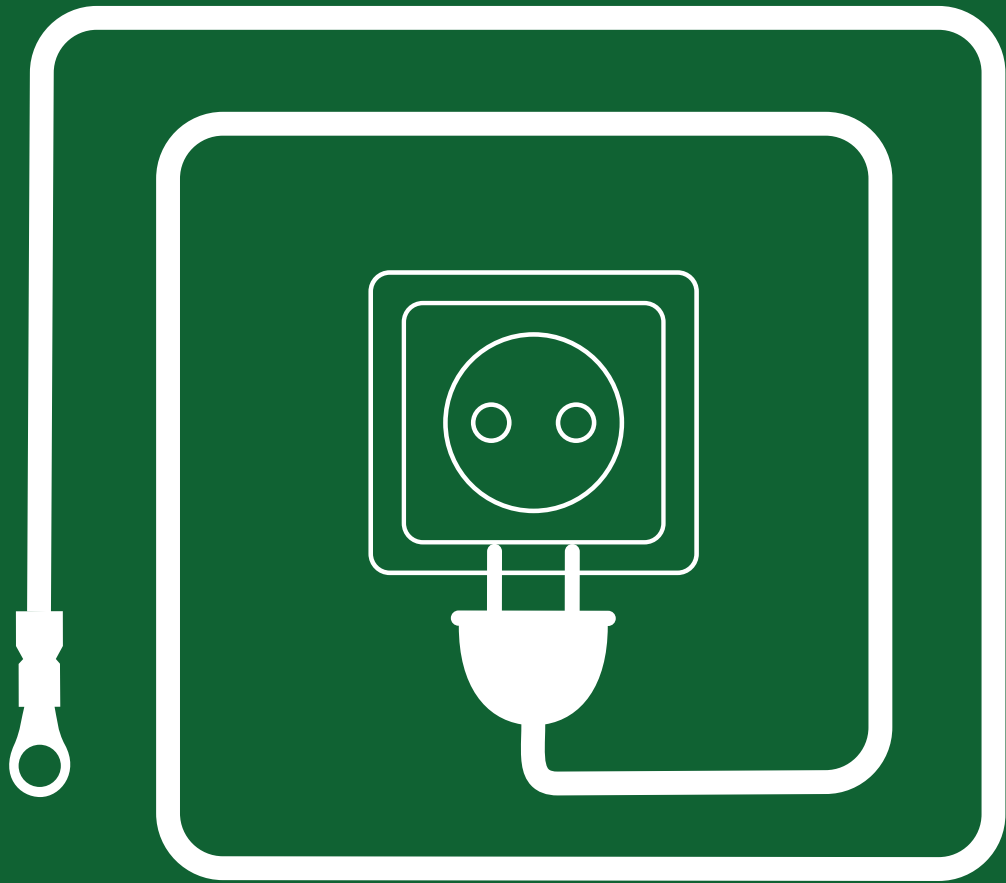


CABLE SOLUTIONS

Professional Industrial Cable Catalogue

2025 Edition

Table of Contents



DOMESTIC WIRES

300/500 Volts - Copper Conductor PVC Insulated



Standard	:BS 6004		Conductor	Class 1 solid copper, class 2 stranded copper or class 5 flexible copper as per IEC 60228, BS EN 60228.
Rated Voltage	:300/500 V		Insulation	PVC Insulation type T11 as per BS EN 50363, PVC/C as per IEC 60227 temperature rating 70 °C. (PVC 90 °C or 105 °C available on request).
Harmonized Code	:Solid conductor	HO5V-U		
	:Stranded conductor	HO5V-R		
	:Flexible conductor	HO5V-K		
Applications	:Fixed protected installation inside the appliances and in or on light fitting.			


Type of Conductor	Nominal Area	Insulation Thickness	Approx. Overall Diameter *
	mm ²	mm	mm
Solid	0.5	0.6	2.0
	0.75	0.6	2.2
	1.0	0.6	2.4
Stranded	0.5	0.6	2.2
	0.75	0.6	2.4
	1.0	0.6	2.6
Flexible	0.5	0.6	2.1
	0.75	0.6	2.3
	1.0	0.6	2.5

* The Approx. overall diameter is subject to a tolerance of (-2/+8)%.

Features

- Small diameter saves space.
- Excellent electric characteristics and mechanical strength.

450/750 Volts - Copper Conductor PVC Insulated



Standard	:BS 6004, IEC 60227		Conductor	Class 1 solid copper, class 2 stranded copper as per IEC 60228, BS EN 60228.
Rated Voltage	:450/750 V			
Harmonized Code	:Solid conductor	HO7V-U	Insulation	PVC Insulation type TI1 as per BS EN 50363, PVC/C as per IEC 60227 temperature rating 70 °C.
	:Stranded conductor	HO7V-R		(PVC 90 °C or 105 °C available on request).

Applications :Fixed installation in dry or damp premises. Suitabel in walls or boards and in channel or embadded in plaster.

Type of Conductor	Nominal Area	Insulation Thickness	Approx. Overall Diameter *
	mm ²	mm	mm
Solid	1.5	0.7	2.8
	2.5	0.8	3.4
	4	0.8	3.9
	6	0.8	4.4
	10	1.0	5.6
Stranded	1.5	0.7	3.0
	2.5	0.8	3.6
	4	0.8	4.2
	6	0.8	4.7
	10	1.0	6.1
	16	1.0	7.1
	25	1.2	8.4
	35	1.2	9.4
	50	1.4	10.9
	70	1.4	12.5
	95	1.6	14.6
	120	1.6	16.1
	150	1.8	17.9
	185	2.0	20.0
	240	2.2	22.8
	300	2.4	25.2
	400	2.6	28.4
	500	2.8	32.3
	630	2.8	36.0

* The Approx. overall diameter is subject to a tolerance of (-2/+8)%.

- Features
- Small diameter saves space.
 - Excellent electric characteristics and mechanical strength.

300/500 Volts - PVC Insulated PVC Sheathed Flat Cables



Standard	:BS 6004	Conductor	Class 1 solid copper, class 2 stranded copper as per IEC 60228, BS EN 60228.
Rated Voltage	:300/500 V	Insulation	PVC Insulation type TI1 as per BS EN 50363.
		Sheath	PVC type 6 as per BS EN 50363 (PVC rated 90 °C or 105 °C available upon request).
Applications	:Fixed installation in dry or damp premises. Suitable for installation in walls, on boards and in channels or embedded in plaster.		

Nominal Area	Insulation Thickness	Nominal Sheath Thickness	Approx. Overall Dimentions *
No. x mm ²	mm	mm	mm
2 x 1.0	0.6	0.9	4.4 x 6.9
2 x 1.5	0.7	0.9	4.8 x 7.8
2 x 2.5	0.8	1.0	5.6 x 9.2
2 x 4.0	0.8	1.0	6.2 x 10.3
2 x 6.0	0.8	1.1	7.0 x 11.7
2 x 10	1.0	1.2	8.5 x 14.5
3 x 1.0	0.6	0.9	4.4 x 9.4
3 x 1.5	0.7	0.9	4.8 x 10.8
3 x 2.5	0.8	1.0	5.6 x 12.8
3 x 4.0	0.8	1.1	6.4 x 14.7
3 x 6.0	0.8	1.1	7.0 x 16.4

* The Approx. overall diameter is subject to a tolerance of (-2/+8)%.

- Features
- Small diameter saves space.
 - Flat shape saves places.

- Core identification :
- Two Cores : Brown, Blue.
 - Three Cores : Brown, Black, Grey.

300/300 Volts Light & 300/500 Volts Ordinary PVC Insulated PVC Sheathed Flexible Cables



Standard	:BS 6500		Conductor	Class 5 Flexible copper as per IEC 60228, BS EN 60228.
Rated Voltage	:Light PVC	300/300 V	Insulation	PVC Insulation type T12 as per BS EN 50363. temperature rating 70 °C.
	:Ordinary PVC	300/500 V		
Harmonized Code	:Light PVC	HO3VV-F	Sheath	PVC type TM2 as per BS EN 50363 temperature rating 70 °C. (PVC rated 90 °C or 105 °C available upon request).
	:Ordinary PVC	HO5VV-F		

Applications :These cables are used in mobile electrical equipment and units, supply pumps and motors, etc., in which cables with high flexibility are required.

Type of Conductor	Nominal Area	Insulation Thickness	Nominal Sheath Thickness	Approx. Overall Diameter *
	mm²	mm	mm	mm
Light	2 x 0.50	0.5	0.6	5.0
	2 x 0.75	0.5	0.6	5.5
	3 x 0.50	0.5	0.6	5.3
	3 x 0.75	0.5	0.6	5.7
	4 x 0.50	0.5	0.6	5.8
	4 x 0.75	0.5	0.6	6.3
Ordinary	2 x 1.0	0.6	0.8	6.6
	2 x 1.5	0.7	0.8	7.5
	2 x 2.5	0.8	1.0	9.1
	2 x 4.0	0.8	1.2	10.6
	2 x 6.0	0.8	1.2	11.8
	3 x 1.0	0.6	0.8	6.9
	3 x 1.5	0.7	0.9	8.2
	3 x 2.5	0.8	1.0	9.7
	3 x 4.0	0.8	1.2	11.3
	3 x 6.0	0.8	1.4	12.9
	4 x 1.0	0.6	0.9	7.8
	4 x 1.5	0.7	1.0	9.2
	4 x 2.5	0.8	1.1	10.8
	4 x 4.0	0.8	1.4	12.7
	4 x 6.0	0.8	1.4	14.2
	5 x 1.0	0.6	0.9	8.4
	5 x 1.5	0.7	1.1	10.1
	5 x 2.5	0.8	1.2	12.0
	5 x 4.0	0.8	1.4	13.8
	5 x 6.0	0.8	1.4	15.4

* The Approx. overall diameter is subject to a tolerance of (-2/+8)%.

- Features
- Small diameter saves space.
 - Excellent electric characteristics and mechanical strength.

600 Volts - THHN / THWN AWG Wires




Standard	:UL 83	Conductor	Annealed solid or stranded copper wires as per UL 83.
Rated Voltage	:600 V		
Jacket	Nylon jacket provided over PVC insulation for protection from abrasions and scratches at the time of pulling through conduits. It also serves as a protective shield against oil, gasoline and chemicals.	Insulation	PVC Insulation rating 105 °C.
Applications	:THHN/THWN building wires are used for general purpose applications such as wiring works at residential, industrial and commercial buildings.		

AWG	Equiv. Area	Insulation Thickness	Nylon Jacket Thickness	Approx. Overall Diameter *
	mm ²	mm	mm	mm
18 •	0.82	0.38	0.11	2.4
16 •	1.31	0.38	0.11	2.7
14	2.08	0.38	0.11	2.9
12	3.31	0.38	0.11	3.4
10	5.26	0.51	0.11	4.3
8	8.37	0.76	0.13	5.6

THHN: Thermoplastic insulated, High Heat-resistant, Nylon jacketed cable, 105 °C dry locations.
THWN: Thermoplastic insulated, High Water-resistant, Nylon jacketed cable, 75 °C wet locations.

- Listed as TFFN wires.
- * The Approx. overall diameter is subject to a tolerance of ± 2 %.

- Features
 - Extra-slide properties: The special construction of the insulation assures optimum sliding even in the least favorable circumstances.
 - Excellent flexibility: The use of flexible copper conductors and special PVC compounds makes this cable highly flexible.
- For required color replace the character (x) with the color code mentioned in page 2.



LOW VOLTAGE POWER CABLES

PVC Insulated, PVC Sheathed Unarmoured Cables

CU / PVC / PVC Single Core



Standard : IEC 60502-1

Rated Voltage :0.6/1 KV

Conductor :Class 2 stranded copper as per IEC 60228, BS EN 60228.

Shape of Conductor 16 mm² and below, conductor shall be circular stranded non-compacted.
25 mm² and above, conductor shall be circular stranded compacted.

Insulation PVC insulation type A as per IEC 60502-1 or type T11 as per BS EN 50363
temperature rating 70 °C.
(PVC 90 °C is available on request).

Outer Sheath :PVC outer sheath type ST1 as per IEC 60502-1 or type TM1 as per BS EN 50363.

Applications :For outdoor and indoor installations in damp and wet locations. They are normally used for power distribution in urban networks, industrial plants and energy distribution.

Nominal Area	Nominal Insulation Thickness	Nominal Outer Sheath Thickness	Approx. Overall Diameter*
No. x mm ²	mm	mm	mm
1 x 10	1.0	1.4	9
1 x 16	1.0	1.4	10
1 x 25	1.2	1.4	12
1 x 35	1.2	1.4	13
1 x 50	1.4	1.4	14
1 x 70	1.4	1.4	16
1 x 95	1.6	1.5	18
1 x 120	1.6	1.5	20
1 x 150	1.8	1.6	22
1 x 185	2.0	1.7	24
1 x 240	2.2	1.8	27
1 x 300	2.4	1.9	30
1 x 400	2.6	2.0	33
1 x 500	2.8	2.1	37
1 x 630	2.8	2.2	41

* The Approx. overall diameter is subject to a tolerance of (-2/+8)%.

PVC Insulated, PVC Sheathed Unarmoured Cables

CU / PVC / PVC Two Core



Standard	: IEC 60502-1
Rated Voltage	: 0.6/1 KV
Conductor	: Class 1 solid (up to 6 mm ² upon request) copper or class 2 stranded copper as per IEC 60228, BS EN 60228.
Shape of Conductor	16 mm ² and below, conductor shall be circular stranded non-compacted. 25 mm ² and above, conductor shall be circular stranded compacted.
Insulation	PVC insulation type A as per IEC 60502-1 or type TI1 as per BS EN 50363 temperature rating 70 °C. (PVC 90 °C is available on request).
Outer Sheath	: PVC outer sheath type ST1 as per IEC 60502-1 or type TM1 as per BS EN 50363.
Applications	: For outdoor and indoor installations in damp and wet locations. They are normally used for power distribution in urban networks, industrial plants and energy distribution.

Nominal Area	Nominal Insulation Thickness	Nominal Outer Sheath Thickness	Approx. Overall Diameter*
No. x mm ²	mm	mm	mm
2 x 1.5	0.8	1.8	10
2 x 2.5	0.8	1.8	11
2 x 4.0	1.0	1.8	13
2 x 6.0	1.0	1.8	14
2 x 10	1.0	1.8	18
2 x 16	1.0	1.8	20
2 x 25	1.2	1.8	23
2 x 35	1.2	1.8	25
2 x 50	1.4	1.8	29
2 x 70	1.4	1.9	32
2 x 95	1.6	2.0	37
2 x 120	1.6	2.1	40
2 x 150	1.8	2.2	44
2 x 185	2.0	2.4	48
2 x 240	2.2	2.6	55
2 x 300	2.4	2.7	60

* The Approx. overall diameter is subject to a tolerance of (-2/+8)%.

PVC Insulated, PVC Sheathed Unarmoured Cables

CU / PVC / PVC Three Core



Standard : IEC 60502-1

Rated Voltage : 0.6/1 KV

Conductor : Class 1 solid (up to 6 mm² upon request) copper or class 2 stranded copper as per IEC 60228, BS EN 60228.

Shape of Conductor 16 mm² and below, conductor shall be circular stranded non-compacted.
25 mm² and above, conductor shall be sectoral stranded compacted.

Insulation PVC insulation type A as per IEC 60502-1 or type T11 as per BS EN 50363 temperature rating 70 °C.
(PVC 90 °C is available on request).

Outer Sheath : PVC outer sheath type ST1 as per IEC 60502-1 or type TM1 as per BS EN 50363.

Applications : For outdoor and indoor installations in damp and wet locations. They are normally used for power distribution in urban networks, industrial plants and energy distribution.

Nominal Area	Nominal Insulation Thickness	Nominal Outer Sheath Thickness	Approx. Overall Diameter*
No. x mm ²	mm	mm	mm
3 x 1.5	0.8	1.8	11
3 x 2.5	0.8	1.8	12
3 x 4.0	1.0	1.8	14
3 x 6.0	1.0	1.8	15
3 x 10	1.0	1.8	19
3 x 16	1.0	1.8	20
3 x 25	1.2	1.8	20
3 x 35	1.2	1.8	22
3 x 50	1.4	1.8	25
3 x 70	1.4	1.9	28
3 x 95	1.6	2.1	32
3 x 120	1.6	2.2	34
3 x 150	1.8	2.3	38
3 x 185	2.0	2.5	42
3 x 240	2.2	2.7	47
3 x 300	2.4	2.9	52

* The Approx. overall diameter is subject to a tolerance of (-2/+8)%.

PVC Insulated, PVC Sheathed Unarmoured Cables

CU / PVC / PVC Four Core With Reduced Neutral



Standard : IEC 60502-1

Rated Voltage : 0.6/1 KV

Conductor : Class 2 stranded copper as per IEC 60228, BS EN 60228.

Shape of Conductor (Phase) 16 mm² and below, conductor shall be circular stranded non-compacted.
25 mm² and above, conductor shall be sectoral stranded compacted.

Insulation PVC insulation type A as per IEC 60502-1 or type TI1 as per BS EN 50363 temperature rating 70 °C.
(PVC 90 °C is available on request).

Outer Sheath : PVC outer sheath type ST1 as per IEC 60502-1 or type TM1 as per BS EN 50363.

Applications : For outdoor and indoor installations in damp and wet locations. They are normally used for power distribution in urban networks, industrial plants and energy distribution.

Nominal Area	Nominal Insulation Thickness (mm)		Nominal Outer Sheath Thickness	Approx. Overall Diameter*
	No. x mm ²	Ph. ° Ne. °	mm	mm
3 x 10 + 6	1.0	1.0	1.8	20
3 x 16 + 10	1.0	1.0	1.8	22
3 x 25 + 16	1.2	1.0	1.8	24
3 x 35 + 16	1.2	1.0	1.8	25
3 x 50 + 25	1.4	1.2	1.9	29
3 x 70 + 35	1.4	1.2	2.0	32
3 x 95 + 50	1.6	1.4	2.1	37
3 x 120 + 70	1.6	1.4	2.2	40
3 x 150 + 70	1.8	1.4	2.4	44
3 x 185 + 95	2.0	1.6	2.5	49
3 x 240 + 120	2.2	1.6	2.7	55
3 x 300 + 150	2.4	1.8	2.9	61

* The Approx. overall diameter is subject to a tolerance of (-2/+8)%.

- Ph. : Phase condutor.
- Ne. : Neutral condutor.

PVC Insulated, PVC Sheathed Unarmoured Cables

CU / PVC / PVC Four Core



- Standard

: IEC 60502-1
- Rated Voltage

: 0.6/1 KV
- Conductor

: Class 1 solid (up to 6 mm² upon request) copper or class 2 stranded copper as per IEC 60228, BS EN 60228.
- Shape of Conductor

16 mm² and below, conductor shall be circular stranded non-compacted.
25 mm² and above, conductor shall be sectoral stranded compacted.
- Insulation

PVC insulation type A as per IEC 60502-1 or type T11 as per BS EN 50363 temperature rating 70 °C.
(PVC 90 °C is available on request).
- Outer Sheath

: PVC outer sheath type ST1 as per IEC 60502-1 or type TM1 as per BS EN 50363.
- Applications

: For outdoor and indoor installations in damp and wet locations. They are normally used for power distribution in urban networks, industrial plants and energy distribution.

Nominal Area	Nominal Insulation Thickness	Nominal Outer Sheath Thickness	Approx. Overall Diameter*
No. x mm ²	mm	mm	mm
4 x 1.5	0.8	1.8	12
4 x 2.5	0.8	1.8	13
4 x 4.0	1.0	1.8	15
4 x 6.0	1.0	1.8	16
4 x 10	1.0	1.8	21
4 x 16	1.0	1.8	23
4 x 25	1.2	1.8	23
4 x 35	1.2	1.8	26
4 x 50	1.4	1.9	30
4 x 70	1.4	2.1	33
4 x 95	1.6	2.2	38
4 x 120	1.6	2.3	41
4 x 150	1.8	2.5	46
4 x 185	2.0	2.7	51
4 x 240	2.2	2.9	57
4 x 300	2.4	3.1	63

* The Approx. overall diameter is subject to a tolerance of (-2/+8)%.

PVC Insulated, PVC Sheathed Unarmoured Cables

CU / PVC / PVC Five Core



Standard	: IEC 60502-1
Rated Voltage	: 0.6/1 KV
Conductor	: Class 1 solid (up to 6 mm ² upon request) copper or class 2 stranded copper as per IEC 60228, BS EN 60228.
Shape of Conductor	16 mm ² and below, conductor shall be circular stranded non-compacted. 25 mm ² and above, conductor shall be circular stranded compacted.
Insulation	PVC insulation type A as per IEC 60502-1 or type TI1 as per BS EN 50363 temperature rating 70 °C. (PVC 90 °C is available on request).
Outer Sheath	: PVC outer sheath type ST1 as per IEC 60502-1 or type TM1 as per BS EN 50363.
Applications	: For outdoor and indoor installations in damp and wet locations. They are normally used for power distribution in urban networks, industrial plants and energy distribution.

Nominal Area	Nominal Insulation Thickness	Nominal Outer Sheath Thickness	Approx. Overall Diameter*
No. x mm ²	mm	mm	mm
5 x 1.5	0.8	1.8	13
5 x 2.5	0.8	1.8	14
5 x 4.0	1.0	1.8	16
5 x 6.0	1.0	1.8	18
5 x 10	1.0	1.8	22
5 x 16	1.0	1.8	25
5 x 25	1.2	1.8	29
5 x 35	1.2	1.9	32
5 x 50	1.4	2.0	37
5 x 70	1.4	2.2	42

* The Approx. overall diameter is subject to a tolerance of (-2/+8)%.

PVC Insulated, PVC Sheathed Armoured Cables

CU / PVC / AWA / PVC Single Core



- Standard** : IEC 60502-1, BS 6346
- Rated Voltage** : 0.6/1 KV
- Conductor** : Class 2 stranded copper as per IEC 60228, BS EN 60228.

Shape of Conductor : Conductor shall be circular stranded compacted.

Insulation : PVC insulation type A as per IEC 60502-1 or type TI1 as per BS EN 50363 temperature rating 70 °C.
(PVC 90 °C is available on request).

Armour : Aluminum wires applied helically as per IEC 60502-1 or BS 6346.

Outer Sheath : PVC outer sheath type ST1 as per IEC 60502-1 or type TM1 as per BS EN 50363.

Applications : For outdoor installations in damp and wet locations. They are normally used for power distribution in urban networks, industrial plants and energy distribution where mechanical damage expected to occur.

Nominal Area	Nominal Insulation Thickness	Nominal Aluminum Wire Diameter	Nominal Outer Sheath Thickness	Approx. Overall Diameter*
No. x mm ²	mm	mm	mm	mm
1 x 50	1.4	1.25	1.8	20
1 x 70	1.4	1.25	1.8	21
1 x 95	1.6	1.25	1.8	23
1 x 120	1.6	1.60	1.8	26
1 x 150	1.8	1.60	1.8	27
1 x 185	2.0	1.60	1.8	29
1 x 240	2.2	1.60	1.9	32
1 x 300	2.4	2.00	2.0	36
1 x 400	2.6	2.00	2.1	40
1 x 500	2.8	2.00	2.2	44
1 x 630	2.8	2.00	2.4	47

* The Approx. overall diameter is subject to a tolerance of (-2/+8)%.

Features : Excellent mechanical protection.

PVC Insulated, PVC Sheathed Armoured Cables

CU / PVC / SWA / PVC Two Core



- Standard**: IEC 60502-1, BS 6346
- Rated Voltage**: 0.6/1 KV
- Conductor**: Class 1 solid (up to 6 mm² upon request) copper or class 2 stranded copper as per IEC 60228, BS EN 60228.
- Shape of Conductor**: 16 mm² and below, conductor shall be circular stranded non-compacted.
25 mm² and above, conductor shall be circular stranded compacted.
- Insulation**: PVC insulation type A as per IEC 60502-1 or type T11 as per BS EN 50363 temperature rating 70 °C.
(PVC 90 °C is available on request).
- Armour**: Galvanized steel wires applied helically as per IEC 60502-1 or BS 6346.
- Outer Sheath**: PVC outer sheath type ST1 as per IEC 60502-1 or type TM1 as per BS EN 50363.
- Applications**: For outdoor installations in damp and wet locations. They are normally used for power distribution in urban networks, industrial plants and energy distribution where mechanical damage expected to occur.

Nominal Area	Nominal Insulation Thickness	Nominal Steel Wire Diameter	Nominal Outer Sheath Thickness	Approx. Overall Diameter*
No. x mm ²	mm	mm	mm	mm
2 x 1.5	0.8	0.9	1.8	14
2 x 2.5	0.8	0.9	1.8	15
2 x 4.0	1.0	0.9	1.8	17
2 x 6.0	1.0	1.25	1.8	19
2 x 10	1.0	1.25	1.8	21
2 x 16	1.0	1.25	1.8	23
2 x 25	1.2	1.6	1.8	26
2 x 35	1.2	1.6	1.8	28
2 x 50	1.4	1.6	1.9	32
2 x 70	1.4	2.0	2.0	36
2 x 95	1.6	2.0	2.2	41
2 x 120	1.6	2.0	2.3	44
2 x 150	1.8	2.0	2.4	49
2 x 185	2.0	2.5	2.6	54
2 x 240	2.2	2.5	2.8	60
2 x 300	2.4	2.5	2.9	65

* The Approx. overall diameter is subject to a tolerance of (-2/+8)%.

Features : Excellent mechanical protection.

PVC Insulated, PVC Sheathed Armoured Cables

CU / PVC / SWA / PVC Three Core

- Standard

: IEC 60502-1, BS 6346
- Rated Voltage

: 0.6/1 KV
- Conductor

: Class 1 solid (up to 6 mm² upon request) copper or class 2 stranded copper as per IEC 60228, BS EN 60228.
- Shape of Conductor

16 mm² and below, conductor shall be circular stranded non-compacted.
25 mm² and above, conductor shall be sectoral stranded compacted.
- Insulation

PVC insulation type A as per IEC 60502-1 or type T11 as per BS EN 50363 temperature rating 70 °C.
(PVC 90 °C is available on request).
- Armour

Galvanized steel wires applied helically as per IEC 60502-1 or BS 6346.
- Outer Sheath

: PVC outer sheath type ST1 as per IEC 60502-1 or type TM1 as per BS EN 50363.
- Applications

: For outdoor installations in damp and wet locations. They are normally used for power distribution in urban networks, industrial plants and energy distribution where mechanical damage expected to occur.

Nominal Area	Nominal Insulation Thickness	Nominal Steel Wire Diameter	Nominal Outer Sheath Thickness	Approx. Overall Diameter*
No. x mm ²	mm	mm	mm	mm
3 x 1.5	0.8	0.9	1.8	15
3 x 2.5	0.8	0.9	1.8	16
3 x 4.0	1.0	1.25	1.8	18
3 x 6.0	1.0	1.25	1.8	20
3 x 10	1.0	1.25	1.8	22
3 x 16	1.0	1.25	1.8	24
3 x 25	1.2	1.6	1.8	24
3 x 35	1.2	1.6	1.8	26
3 x 50	1.4	1.6	2.0	30
3 x 70	1.4	2.0	2.1	34
3 x 95	1.6	2.0	2.2	38
3 x 120	1.6	2.0	2.3	40
3 x 150	1.8	2.5	2.5	46
3 x 185	2.0	2.5	2.7	50
3 x 240	2.2	2.5	2.9	55
3 x 300	2.4	2.5	3.1	60

* The Approx. overall diameter is subject to a tolerance of (-2/+8)%.

Features : Excellent mechanical protection.

PVC Insulated, PVC Sheathed Armoured Cables

CU / PVC / SWA / PVC Four Core With Reduced Neutral



- Standard** : IEC 60502-1, BS 6346
- Rated Voltage** : 0.6/1 KV
- Conductor** : Class 2 stranded copper as per IEC 60228, BS EN 60228.

Shape of Conductor (Phase) 16 mm² and below, conductor shall be circular stranded non-compacted.
25 mm² and above, conductor shall be sectoral stranded compacted.

Insulation PVC insulation type A as per IEC 60502-1 or type T11 as per BS EN 50363 temperature rating 70 °C.
(PVC 90 °C is available on request).

Outer Sheath : Galvanized steel wires applied helically as per IEC 60502-1 or BS 6346.

Armour PVC outer sheath type ST1 as per IEC 60502-1 or type TM1 as per BS EN 50363.

Applications : For outdoor installations in damp and wet locations. They are normally used for power distribution in urban networks, industrial plants and energy distribution where mechanical damage expected to occur.

Nominal Area	Nominal Insulation Thickness (mm)		Nominal Steel Wire Diameter	Nominal Outer Sheath Thickness	Approx. Overall Diameter*
No. x mm²	Ph.*	Ne.*	mm	mm	mm
3 x 10 + 6	1.0	1.0	1.25	1.8	23
3 x 16 + 10	1.0	1.0	1.60	1.8	26
3 x 25 + 16	1.2	1.0	1.60	1.8	27
3 x 35 + 16	1.2	1.0	1.60	1.8	30
3 x 50 + 25	1.4	1.2	2.00	2.0	35
3 x 70 + 35	1.4	1.2	2.00	2.1	38
3 x 95 + 50	1.6	1.4	2.00	2.2	43
3 x 120 + 70	1.6	1.4	2.50	2.4	47
3 x 150 + 70	1.8	1.4	2.50	2.5	52
3 x 185 + 95	2.0	1.6	2.50	2.7	57
3 x 240 + 120	2.2	1.6	2.50	2.9	63
3 x 300 + 150	2.4	1.8	2.50	3.1	69

* The Approx. overall diameter is subject to a tolerance of (-2/+8)%.

Features: Excellent mechanical protection.

- Ph. : Phase conductor.
- Ne.: Neutral conductor.

PVC Insulated, PVC Sheathed Armoured Cables

CU / PVC / SWA / PVC Four Core



- Standard** : IEC 60502-1, BS 6346
- Rated Voltage** : 0.6/1 KV
- Conductor** : Class 1 solid (up to 6 mm² upon request) copper or class 2 stranded copper as per IEC 60228, BS EN 60228.
- Shape of Conductor** 16 mm² and below, conductor shall be circular stranded non-compacted.
25 mm² and above, conductor shall be sectoral stranded compacted.
- Insulation** PVC insulation type A as per IEC 60502-1 or type T11 as per BS EN 50363 temperature rating 70 °C.
(PVC 90 °C is available on request).
- Armour** Galvanized steel wires applied helically as per IEC 60502-1 or BS 6346.
- Outer Sheath** : PVC outer sheath type ST1 as per IEC 60502-1 or type TM1 as per BS EN 50363.
- Applications** : For outdoor installations in damp and wet locations. They are normally used for power distribution in urban networks, industrial plants and energy distribution where mechanical damage expected to occur.

Nominal Area	Nominal Insulation Thickness	Nominal Steel Wire Diameter	Nominal Outer Sheath Thickness	Approx. Overall Diameter*
No. x mm ²	mm	mm	mm	mm
4 x 1.5	0.8	0.90	1.8	16
4 x 2.5	0.8	0.90	1.8	17
4 x 4.0	1.0	1.25	1.8	20
4 x 6.0	1.0	1.25	1.8	21
4 x 10	1.0	1.25	1.8	23
4 x 16	1.0	1.60	1.8	26
4 x 25	1.2	1.60	1.8	28
4 x 35	1.2	1.60	1.9	30
4 x 50	1.4	2.00	2.1	36
4 x 70	1.4	2.00	2.2	39
4 x 95	1.6	2.50	2.4	45
4 x 120	1.6	2.50	2.5	49
4 x 150	1.8	2.50	2.7	54
4 x 185	2.0	2.50	2.9	59
4 x 240	2.2	2.50	3.1	65
4 x 300	2.4	2.50	3.3	71

* The Approx. overall diameter is subject to a tolerance of (-2/+8)%.

Features : Excellent mechanical protection.

PVC Insulated, PVC Sheathed Armoured Cables

CU / PVC / SWA / PVC Five Core



- Standard

: IEC 60502-1, BS 6346
- Rated Voltage

: 0.6/1 KV
- Conductor

: Class 1 solid (up to 6 mm² upon request) copper or class 2 stranded copper as per IEC 60228, BS EN 60228.
- Shape of Conductor

16 mm² and below, conductor shall be circular stranded non-compacted.
25 mm² and above, conductor shall be circular stranded compacted.
- Insulation

PVC insulation type A as per IEC 60502-1 or type T11 as per BS EN 50363 temperature rating 70 °C.
(PVC 90 °C is available on request).
- Armour

Galvanized steel wires applied helically as per IEC 60502-1 or BS 6346.
- Outer Sheath

: PVC outer sheath type ST1 as per IEC 60502-1 or type TM1 as per BS EN 50363.
- Applications

: For outdoor installations in damp and wet locations. They are normally used for power distribution in urban networks, industrial plants and energy distribution where mechanical damage expected to occur.

Nominal Area	Nominal Insulation Thickness	Nominal Steel Wire Diameter	Nominal Outer Sheath Thickness	Approx. Overall Diameter*
No. x mm ²	mm	mm	mm	mm
5 x 1.5	0.8	0.90	1.8	16
5 x 2.5	0.8	0.90	1.8	18
5 x 4.0	1.0	1.25	1.8	21
5 x 6.0	1.0	1.25	1.8	22
5 x 10	1.0	1.60	1.8	26
5 x 16	1.0	1.60	1.8	28
5 x 25	1.2	1.60	1.9	32
5 x 35	1.2	2.00	2.0	36
5 x 50	1.4	2.00	2.2	42
5 x 70	1.4	2.00	2.3	46

* The Approx. overall diameter is subject to a tolerance of (-2/+8)%.

Features : Excellent mechanical protection.

XLPE Insulated, PVC Sheathed Unarmoured Cables

CU / XLPE / PVC Single Core



Standard : IEC 60502-1

Rated Voltage : 0.6/1 KV

Conductor : Class 2 stranded copper as per IEC 60228, BS EN 60228.

Shape of Conductor 16 mm² and below, conductor shall be circular stranded non-compacted.
25 mm² and above, conductor shall be circular stranded compacted.

Insulation Cross-linked polyethylene (XLPE) insulation as per IEC 60502-1, GP 8 as per BS 7655 temperature rating 90 °C.

Outer Sheath : PVC outer sheath type ST2 as per IEC 60502-1 or type 9 as per BS EN 50363.

Applications : For outdoor and indoor installations in damp and wet locations. They are normally used for power distribution in urban networks, industrial plants and energy distribution.

Nominal Area	Nominal Insulation Thickness	Nominal Outer Sheath Thickness	Approx. Overall Diameter*
No. x mm ²	mm	mm	mm
1 x 10	0.7	1.4	8.3
1 x 16	0.7	1.4	9.3
1 x 25	0.9	1.4	10.6
1 x 35	0.9	1.4	11.7
1 x 50	1.0	1.4	13.2
1 x 70	1.1	1.4	15.0
1 x 95	1.1	1.5	16.8
1 x 120	1.2	1.5	18.5
1 x 150	1.4	1.6	20.6
1 x 185	1.6	1.6	22.6
1 x 240	1.7	1.7	25.3
1 x 300	1.8	1.8	27.8
1 x 400	2.0	1.9	31.6
1 x 500	2.2	2.0	35.0
1 x 630	2.4	2.2	39.1

* The Approx. overall diameter is subject to a tolerance of (-2/+8)%.

XLPE Insulated, PVC Sheathed Unarmoured Cables

CU / XLPE / PVC Two Core



Standard	: IEC 60502-1
Rated Voltage	: 0.6/1 KV
Conductor	: Class 1 solid (up to 6 mm ² upon request) copper or class 2 stranded copper as per IEC 60228, BS EN 60228.
Shape of Conductor	16 mm ² and below, conductor shall be circular stranded non-compacted. 25 mm ² and above, conductor shall be circular stranded compacted.
Insulation	Cross-linked polyethylene (XLPE) insulation as per IEC 60502-1, GP 8 as per BS 7655 temperature rating 90 °C.
Outer Sheath	: PVC outer sheath type ST2 as per IEC 60502-1 or type 9 as per BS EN 50363.
Applications	: For outdoor and indoor installations in damp and wet locations. They are normally used for power distribution in urban networks, industrial plants and energy distribution.

Nominal Area	Nominal Insulation Thickness	Nominal Outer Sheath Thickness	Approx. Overall Diameter*
No. x mm ²	mm	mm	mm
2 x 1.5	0.7	1.8	10
2 x 2.5	0.7	1.8	11
2 x 4.0	0.7	1.8	12
2 x 6.0	0.7	1.8	13
2 x 10	0.7	1.8	17
2 x 16	0.7	1.8	19
2 x 25	0.9	1.8	22
2 x 35	0.9	1.8	24
2 x 50	1.0	1.8	27
2 x 70	1.1	1.8	30
2 x 95	1.1	2.0	35
2 x 120	1.2	2.1	38
2 x 150	1.4	2.2	42
2 x 185	1.6	2.3	47
2 x 240	1.7	2.5	52
2 x 300	1.8	2.7	58

* The Approx. overall diameter is subject to a tolerance of (-2/+8)%.

XLPE Insulated, PVC Sheathed Unarmoured Cables

CU / XLPE / PVC Three Core

- Standard

: IEC 60502-1
- Rated Voltage

: 0.6/1 KV
- Conductor

: Class 1 solid (up to 6 mm² upon request) copper or class 2 stranded copper as per IEC 60228, BS EN 60228.
- Shape of Conductor

16 mm² and below, conductor shall be circular stranded non-compacted.
25 mm² and above, conductor shall be sectoral stranded compacted.
- Insulation

Cross-linked polyethylene (XLPE) insulation as per IEC 60502-1, GP 8 as per BS 7655 temperature rating 90 °C.
- Outer Sheath

: PVC outer sheath type ST2 as per IEC 60502-1 or type 9 as per BS EN 50363.
- Applications

: For outdoor and indoor installations in damp and wet locations. They are normally used for power distribution in urban networks, industrial plants and energy distribution.

Nominal Area	Nominal Insulation Thickness	Nominal Outer Sheath Thickness	Approx. Overall Diameter*
No. x mm ²	mm	mm	mm
3 x 1.5	0.7	1.8	11
3 x 2.5	0.7	1.8	12
3 x 4.0	0.7	1.8	13
3 x 6.0	0.7	1.8	14
3 x 10	0.7	1.8	18
3 x 16	0.7	1.8	20
3 x 25	0.9	1.8	19
3 x 35	0.9	1.8	20
3 x 50	1.0	1.8	23
3 x 70	1.1	1.9	26
3 x 95	1.1	2.0	29
3 x 120	1.2	2.1	32
3 x 150	1.4	2.3	36
3 x 185	1.6	2.4	40
3 x 240	1.7	2.6	45
3 x 300	1.8	2.8	49

* The Approx. overall diameter is subject to a tolerance of (-2/+8)%.

XLPE Insulated, PVC Sheathed Unarmoured Cables

CU / XLPE / PVC Four Core With Reduced Neutral



Standard : IEC 60502-1

Rated Voltage : 0.6/1 KV

Conductor : Class 2 stranded copper as per IEC 60228, BS EN 60228.

Shape of Conductor (Phase) 16 mm² and below, conductor shall be circular stranded non-compacted.
25 mm² and above, conductor shall be sectoral stranded compacted.

Insulation Cross-linked polyethylene (XLPE) insulation as per IEC 60502-1, GP 8 as per BS 7655 temperature rating 90 °C.

Outer Sheath : PVC outer sheath type ST2 as per IEC 60502-1 or type 9 as per BS EN 50363.

Applications : For outdoor and indoor installations in damp and wet locations. They are normally used for power distribution in urban networks, industrial plants and energy distribution.

Nominal Area	Nominal Insulation Thickness (mm)		Nominal Outer Sheath Thickness	Approx. Overall Diameter*
No. x mm ²	Ph.*	Ne.*	mm	mm
3 x 10 + 6	0.7	0.7	1.8	19
3 x 16 + 10	0.7	0.7	1.8	21
3 x 25 + 16	0.9	0.7	1.8	21
3 x 35 + 16	0.9	0.7	1.8	24
3 x 50 + 25	1.0	0.9	1.8	27
3 x 70 + 35	1.1	0.9	1.9	31
3 x 95 + 50	1.1	1.0	2.1	34
3 x 120 + 70	1.2	1.1	2.2	38
3 x 150 + 70	1.4	1.1	2.3	43
3 x 185 + 95	1.6	1.1	2.5	47
3 x 240 + 120	1.7	1.2	2.6	53
3 x 300 + 150	1.8	1.4	2.8	58

* The Approx. overall diameter is subject to a tolerance of (-2/+8)%.

• Ph. : Phase condutor.
• Ne.: Neutral condutor.

XLPE Insulated, PVC Sheathed Unarmoured Cables

CU / XLPE / PVC Four Core



Standard : IEC 60502-1

Rated Voltage : 0.6/1 KV

Conductor : Class 1 solid (up to 6 mm² upon request) copper or class 2 stranded copper as per IEC 60228, BS EN 60228.

Shape of Conductor 16 mm² and below, conductor shall be circular stranded non-compacted.
25 mm² and above, conductor shall be sectoral stranded compacted.

Insulation Cross-linked polyethylene (XLPE) insulation as per IEC 60502-1, GP 8 as per BS 7655 temperature rating 90 °C.

Outer Sheath : PVC outer sheath type ST2 as per IEC 60502-1 or type 9 as per BS EN 50363.

Applications : For outdoor and indoor installations in damp and wet locations. They are normally used for power distribution in urban networks, industrial plants and energy distribution.

Nominal Area	Nominal Insulation Thickness	Nominal Outer Sheath Thickness	Approx. Overall Diameter*
No. x mm ²	mm	mm	mm
4 x 1.5	0.7	1.8	11
4 x 2.5	0.7	1.8	12
4 x 4	0.7	1.8	14
4 x 6	0.7	1.8	15
4 x 10	0.7	1.8	19
4 x 16	0.7	1.8	22
4 x 25	0.9	1.8	22
4 x 35	0.9	1.8	24
4 x 50	1.0	1.9	28
4 x 70	1.1	2.0	32
4 x 95	1.1	2.1	36
4 x 120	1.2	2.3	40
4 x 150	1.4	2.4	44
4 x 185	1.6	2.6	49
4 x 240	1.7	2.8	55
4 x 300	1.8	3.0	60

* The Approx. overall diameter is subject to a tolerance of (-2/+8)%.

XLPE Insulated, PVC Sheathed Unarmoured Cables

CU / XLPE / PVC Five Core



Standard : IEC 60502-1

Rated Voltage : 0.6/1 KV

Conductor : Class 1 solid (up to 6 mm² upon request) copper or class 2 stranded copper as per IEC 60228, BS EN 60228.

Shape of Conductor 16 mm² and below, conductor shall be circular stranded non-compacted.
25 mm² and above, conductor shall be circular stranded compacted.

Insulation Cross-linked polyethylene (XLPE) insulation as per IEC 60502-1, GP 8 as per BS 7655 temperature rating 90 °C.

Outer Sheath : PVC outer sheath type ST2 as per IEC 60502-1 or type 9 as per BS EN 50363.

Applications : For outdoor and indoor installations in damp and wet locations. They are normally used for power distribution in urban networks, industrial plants and energy distribution.

Nominal Area	Nominal Insulation Thickness	Nominal Outer Sheath Thickness	Approx. Overall Diameter*
No. x mm ²	mm	mm	mm
5 x 1.5	0.7	1.8	12
5 x 2.5	0.7	1.8	13
5 x 4.0	0.7	1.8	15
5 x 6.0	0.7	1.8	16
5 x 10	0.7	1.8	21
5 x 16	0.7	1.8	23
5 x 25	0.9	1.8	27
5 x 35	0.9	1.8	30
5 x 50	1.0	2.0	35
5 x 70	1.1	2.1	40

* The Approx. overall diameter is subject to a tolerance of (-2/+8)%.

XLPE Insulated, PVC Sheathed Armoured Cables

CU / XLPE / AWA / PVC Single Core



- Standard** : IEC 60502-1, BS 5467
- Rated Voltage** : 0.6/1 KV
- Conductor** : Class 2 stranded copper as per IEC 60228, BS EN 60228.

Shape of Conductor Conductor shall be circular stranded Compacted.

Insulation Cross-linked polyethylene (XLPE) insulation as per IEC 60502-1 , GP 8 as per BS 7655 temperature rating 90 °C.

Armour Aluminum wires applied helically as per IEC 60502-1 or BS 5467.

Outer Sheath : PVC outer sheath type ST2 as per IEC 60502-1 or type 9 as per BS EN 50363.

Applications : For outdoor installations in damp and wet locations. They are normally used for power distribution in urban networks, industrial plants and energy distribution where mechanical damage expected to occur.

Nominal Area	Nominal Insulation Thickness	Nominal Aluminum Wire Diameter	Nominal Outer Sheath Thickness	Approx. Overall Diameter*
No. x mm²	mm	mm	mm	mm
1 x 50	1.0	1.25	1.8	19
1 x 70	1.1	1.25	1.8	21
1 x 95	1.1	1.25	1.8	22
1 x 120	1.2	1.60	1.8	25
1 x 150	1.4	1.60	1.8	27
1 x 185	1.6	1.60	1.8	29
1 x 240	1.7	1.60	1.9	31
1 x 300	1.8	1.60	1.9	34
1 x 400	2.0	2.00	2.1	39
1 x 500	2.2	2.00	2.2	42
1 x 630	2.4	2.00	2.3	46

* The Approx. overall diameter is subject to a tolerance of (-2/+8)%.

Features : Excellent mechanical protection.

XLPE Insulated, PVC Sheathed Armoured Cables

CU / XLPE / SWA / PVC Two Core



- Standard** : IEC 60502-1, BS 5467
- Rated Voltage** : 0.6/1 KV
- Conductor** : Class 1 solid (up to 6 mm² upon request) copper or class 2 stranded copper as per IEC 60228, BS EN 60228.
- Shape of Conductor** : 16 mm² and below, conductor shall be circular stranded non-compacted.
25 mm² and above, conductor shall be circular stranded compacted.
- Insulation** : Cross-linked polyethylene (XLPE) insulation as per IEC 60502-1 , GP 8 as per BS 7655 temperature rating 90 °C.
- Armour** : Galvanized steel wires applied helically as per IEC 60502-1 or BS 5467.
- Outer Sheath** : PVC outer sheath type ST2 as per IEC 60502-1 or type 9 as per BS EN 50363.
- Applications** : For outdoor installations in damp and wet locations. They are normally used for power distribution in urban networks, industrial plants and energy distribution where mechanical damage expected to occur.


Nominal Area	Nominal Insulation Thickness	Nominal Steel Wire Diameter	Nominal Outer Sheath Thickness	Approx. Overall Diameter*
No. x mm ²	mm	mm	mm	mm
2 x 1.5	0.7	0.90	1.8	14
2 x 2.5	0.7	0.90	1.8	15
2 x 4.0	0.7	0.90	1.8	16
2 x 6.0	0.7	0.90	1.8	17
2 x 10	0.7	1.25	1.8	19
2 x 16	0.7	1.25	1.8	22
2 x 25	0.9	1.60	1.8	25
2 x 35	0.9	1.60	1.8	27
2 x 50	1.0	1.60	1.8	30
2 x 70	1.1	1.60	2.0	34
2 x 95	1.1	2.00	2.1	39
2 x 120	1.2	2.00	2.2	42
2 x 150	1.4	2.00	2.3	46
2 x 185	1.6	2.50	2.5	52
2 x 240	1.7	2.50	2.7	57
2 x 300	1.8	2.50	2.8	63

* The Approx. overall diameter is subject to a tolerance of (-2/+8)%.

Features : Excellent mechanical protection.

XLPE Insulated, PVC Sheathed Armoured Cables

CU / XLPE / SWA / PVC Three Core



- Standard**: IEC 60502-1, BS 5467
- Rated Voltage**: 0.6/1 KV
- Conductor**: Class 1 solid (up to 6 mm² upon request) copper or class 2 stranded copper as per IEC 60228, BS EN 60228.
- Shape of Conductor**: 16 mm² and below, conductor shall be circular stranded non-compacted.
25 mm² and above, conductor shall be sectoral stranded compacted.
- Insulation**: Cross-linked polyethylene (XLPE) insulation as per IEC 60502-1 , GP 8 as per BS 7655 temperature rating 90 °C.
- Armour**: Galvanized steel wires applied helically as per IEC 60502-1 or BS 5467.
- Outer Sheath**: PVC outer sheath type ST2 as per IEC 60502-1 or type 9 as per BS EN 50363.
- Applications**: For outdoor installations in damp and wet locations. They are normally used for power distribution in urban networks, industrial plants and energy distribution where mechanical damage expected to occur.

Nominal Area	Nominal Insulation Thickness	Nominal Steel Wire Diameter	Nominal Outer Sheath Thickness	Approx. Overall Diameter*
No. x mm ²	mm	mm	mm	mm
3 x 1.5	0.7	0.90	1.8	14
3 x 2.5	0.7	0.90	1.8	15
3 x 4.0	0.7	0.90	1.8	16
3 x 6.0	0.7	0.90	1.8	18
3 x 10	0.7	1.25	1.8	20
3 x 16	0.7	1.25	1.8	22
3 x 25	0.9	1.60	1.8	23
3 x 35	0.9	1.60	1.8	25
3 x 50	1.0	1.60	1.9	28
3 x 70	1.1	2.00	2.0	33
3 x 95	1.1	2.00	2.2	36
3 x 120	1.2	2.00	2.3	39
3 x 150	1.4	2.50	2.5	44
3 x 185	1.6	2.50	2.6	48
3 x 240	1.7	2.50	2.8	53
3 x 300	1.8	2.50	3.0	57

* The Approx. overall diameter is subject to a tolerance of (-2/+8)%.

Features : Excellent mechanical protection.

XLPE Insulated, PVC Sheathed Armoured Cables

CU / XLPE / SWA / PVC - Four Core With Reduced Neutral



- Standard** : IEC 60502-1, BS 5467
- Rated Voltage** : 0.6/1 KV
- Conductor** : Class 2 stranded copper as per IEC 60228, BS EN 60228.
- Shape of Conductor (Phase)** 16 mm² and below, conductor shall be circular stranded non-compacted.
25 mm² and above, conductor shall be sectoral stranded compacted.
- Insulation** Cross-linked polyethylene (XLPE) insulation as per IEC 60502-1 , GP 8 as per BS 7655 temperature rating 90 °C.
- Outer Sheath** : Galvanized steel wires applied helically as per IEC 60502-1 or BS 5467.
- Armour** PVC outer sheath type ST2 as per IEC 60502-1 or type 9 as per BS EN 50363.
- Applications** : For outdoor installations in damp and wet locations. They are normally used for power distribution in urban networks, industrial plants and energy distribution where mechanical damage expected to occur.

Nominal Area	Nominal Insulation Thickness (mm)		Nominal Steel Wire Diameter	Nominal Outer Sheath Thickness	Approx. Overall Diameter*
No. x mm²	Ph. °	Ne. °	mm	mm	mm
3 x 10 + 6	0.7	0.7	1.25	1.8	22
3 x 16 + 10	0.7	0.7	1.25	1.8	24
3 x 25 + 16	0.9	0.7	1.60	1.8	26
3 x 35 + 16	0.9	0.7	1.60	1.8	28
3 x 50 + 25	1.0	0.9	1.60	1.9	32
3 x 70 + 35	1.1	0.9	2.00	2.1	37
3 x 95 + 50	1.1	1.0	2.00	2.2	41
3 x 120 + 70	1.2	1.1	2.00	2.4	45
3 x 150 + 70	1.4	1.1	2.50	2.5	50
3 x 185 + 95	1.6	1.1	2.50	2.7	55
3 x 240 + 120	1.7	1.2	2.50	2.9	61
3 x 300 + 150	1.8	1.4	2.50	3.0	66

* The Approx. overall diameter is subject to a tolerance of (-2/+8)%.

- Features : Excellent mechanical protection.
- Ph. : Phase condutor.
 - Ne.: Neutral conductor.

XLPE Insulated, PVC Sheathed Armoured Cables

CU / XLPE / SWA / PVC Four Core



- Standard** : IEC 60502-1, BS 5467
- Rated Voltage** : 0.6/1 KV
- Conductor** : Class 1 solid (up to 6 mm² upon request) copper or class 2 stranded copper as per IEC 60228, BS EN 60228.
- Shape of Conductor** : 16 mm² and below, conductor shall be circular stranded non-compacted.
25 mm² and above, conductor shall be sectoral stranded compacted.
- Insulation** : Cross-linked polyethylene (XLPE) insulation as per IEC 60502-1 , GP 8 as per BS 7655 temperature rating 90 °C.
- Armour** : Galvanized steel wires applied helically as per IEC 60502-1 or BS 5467.
- Outer Sheath** : PVC outer sheath type ST2 as per IEC 60502-1 or type 9 as per BS EN 50363.
- Applications** : For outdoor installations in damp and wet locations. They are normally used for power distribution in urban networks, industrial plants and energy distribution where mechanical damage expected to occur.

Nominal Area	Nominal Insulation Thickness	Nominal Steel Wire Diameter	Nominal Outer Sheath Thickness	Approx. Overall Diameter*
No. x mm ²	mm	mm	mm	mm
4 x 1.5	0.7	0.90	1.8	15
4 x 2.5	0.7	0.90	1.8	16
4 x 4.0	0.7	0.90	1.8	17
4 x 6.0	0.7	1.25	1.8	20
4 x 10	0.7	1.25	1.8	22
4 x 16	0.7	1.25	1.8	25
4 x 25	0.9	1.60	1.8	26
4 x 35	0.9	1.60	1.9	29
4 x 50	1.0	1.60	2.0	33
4 x 70	1.1	2.00	2.2	38
4 x 95	1.1	2.00	2.3	42
4 x 120	1.2	2.50	2.5	47
4 x 150	1.4	2.50	2.6	52
4 x 185	1.6	2.50	2.8	57
4 x 240	1.7	2.50	3.0	63
4 x 300	1.8	2.50	3.2	68

* The Approx. overall diameter is subject to a tolerance of (-2/+8)%.

Features: Excellent mechanical protection.

XLPE Insulated, PVC Sheathed Armoured Cables

CU / XLPE / SWA / PVC Five Core



- Standard** : IEC 60502-1, BS 5467
- Rated Voltage** : 0.6/1 KV
- Conductor** : Class 1 solid (up to 6 mm² upon request) copper or class 2 stranded copper as per IEC 60228, BS EN 60228.
- Shape of Conductor** 16 mm² and below, conductor shall be circular stranded non-compacted.
25 mm² and above, conductor shall be circular stranded compacted.
- Insulation** Cross-linked polyethylene (XLPE) insulation as per IEC 60502-1 , GP 8 as per BS 7655 temperature rating 90 °C.
- Armour** Galvanized steel wires applied helically as per IEC 60502-1 or BS 5467.
- Outer Sheath** : PVC outer sheath type ST2 as per IEC 60502-1 or type 9 as per BS EN 50363.
- Applications** : For outdoor installations in damp and wet locations. They are normally used for power distribution in urban networks, industrial plants and energy distribution where mechanical damage expected to occur.

Nominal Area	Nominal Insulation Thickness	Nominal Steel Wire Diameter	Nominal Outer Sheath Thickness	Approx. Overall Diameter*
No. x mm ²	mm	mm	mm	mm
5 x 1.5	0.7	0.9	1.8	16
5 x 2.5	0.7	0.9	1.8	17
5 x 4.0	0.7	1.25	1.8	19
5 x 6.0	0.7	1.25	1.8	21
5 x 10	0.7	1.25	1.8	23
5 x 16	0.7	1.60	1.8	27
5 x 25	0.9	1.60	1.8	30
5 x 35	0.9	1.60	1.9	33
5 x 50	1.0	2.00	2.1	39
5 x 70	1.1	2.00	2.3	44

* The Approx. overall diameter is subject to a tolerance of (-2/+8)%.

Features : Excellent mechanical protection.

PVC Insulated, PVC Sheathed Unarmoured Cables

AL / PVC / PVC Single Core

- Standard** : IEC 60502-1
- Rated Voltage** : 0.6/1 KV
- Conductor** : Class 2 stranded aluminum as per IEC 60228, BS EN 60228.

Shape of Conductor Conductor shall be circular stranded compacted.

Insulation PVC insulation type A as per IEC 60502-1 or type T11 as per BS EN 50363 temperature rating 70 °C.
(PVC 90 °C is available on request).

Outer Sheath : PVC outer sheath type ST1 as per IEC 60502-1 or type TM1 as per BS EN 50363.

Applications : For outdoor and indoor installations in damp and wet locations. They are normally used for power distribution in urban networks, industrial plants and energy distribution.

Nominal Area	Nominal Insulation Thickness	Nominal Outer Sheath Thickness	Approx. Overall Diameter*
No. x mm ²	mm	mm	mm
1 x 25	1.2	1.4	12
1 x 35	1.2	1.4	13
1 x 50	1.4	1.4	14
1 x 70	1.4	1.4	16
1 x 95	1.6	1.5	18
1 x 120	1.6	1.5	20
1 x 150	1.8	1.6	22
1 x 185	2.0	1.7	24
1 x 240	2.2	1.8	27
1 x 300	2.4	1.9	30
1 x 400	2.6	2.0	33
1 x 500	2.8	2.1	37
1 x 630	2.8	2.2	40

* The Approx. overall diameter is subject to a tolerance of (-2/+8)%.

PVC Insulated, PVC Sheathed Unarmoured Cables

AL / PVC / PVC Two Core



Standard : IEC 60502-1

Rated Voltage : 0.6/1 KV

Conductor : Class 2 stranded aluminum as per IEC 60228, BS EN 60228.

Shape of Conductor Conductor shall be circular stranded compacted.

Insulation PVC insulation type A as per IEC 60502-1 or type TI1 as per BS EN 50363 temperature rating 70 °C.
(PVC 90 °C is available on request).

Outer Sheath : PVC outer sheath type ST1 as per IEC 60502-1 or type TM1 as per BS EN 50363.

Applications : For outdoor and indoor installations in damp and wet locations. They are normally used for power distribution in urban networks, industrial plants and energy distribution.

Nominal Area	Nominal Insulation Thickness	Nominal Outer Sheath Thickness	Approx. Overall Diameter*
No. x mm ²	mm	mm	mm
2 x 25	1.2	1.8	23
2 x 35	1.2	1.8	25
2 x 50	1.4	1.8	29
2 x 70	1.4	1.9	32
2 x 95	1.6	2.0	36
2 x 120	1.6	2.1	40
2 x 150	1.8	2.2	44
2 x 185	2.0	2.4	48
2 x 240	2.2	2.6	54
2 x 300	2.4	2.7	60

* The Approx. overall diameter is subject to a tolerance of (-2/+8)%.

PVC Insulated, PVC Sheathed Unarmoured Cables

AL / PVC / PVC Three Core



Standard : IEC 60502-1

Rated Voltage : 0.6/1 KV

Conductor : Class 2 stranded aluminum as per IEC 60228, BS EN 60228.

Shape of Conductor Conductor shall be sectoral stranded compacted.

Insulation PVC insulation type A as per IEC 60502-1 or type TI1 as per BS EN 50363 temperature rating 70 °C.
(PVC 90 °C is available on request).

Outer Sheath : PVC outer sheath type ST1 as per IEC 60502-1 or type TM1 as per BS EN 50363.

Applications : For outdoor and indoor installations in damp and wet locations. They are normally used for power distribution in urban networks, industrial plants and energy distribution.

Nominal Area	Nominal Insulation Thickness	Nominal Outer Sheath Thickness	Approx. Overall Diameter*
No. x mm ²	mm	mm	mm
3 x 25	1.2	1.8	20
3 x 35	1.2	1.8	22
3 x 50	1.4	1.8	25
3 x 70	1.4	1.9	28
3 x 95	1.6	2.1	32
3 x 120	1.6	2.2	34
3 x 150	1.8	2.3	38
3 x 185	2.0	2.5	42
3 x 240	2.2	2.7	47
3 x 300	2.4	2.8	52

* The Approx. overall diameter is subject to a tolerance of (-2/+8)%.

PVC Insulated, PVC Sheathed Unarmoured Cables

AL / PVC / PVC Four Core



- Standard** : IEC 60502-1
- Rated Voltage** : 0.6/1 KV
- Conductor** : Class 2 stranded aluminum as per IEC 60228, BS EN 60228.

Shape of Conductor (Phase) Conductor shall be sectoral stranded compacted.

Insulation PVC insulation type A as per IEC 60502-1 or type TI1 as per BS EN 50363 temperature rating 70 °C.
(PVC 90 °C is available on request).

Outer Sheath : PVC outer sheath type ST1 as per IEC 60502-1 or type TM1 as per BS EN 50363.

Applications : For outdoor and indoor installations in damp and wet locations. They are normally used for power distribution in urban networks, industrial plants and energy distribution.

Nominal Area	Nominal Insulation Thickness	Nominal Outer Sheath Thickness	Approx. Overall Diameter*
No. x mm ²	mm	mm	mm
4 x 25	1.2	1.8	23
4 x 35	1.2	1.8	25
4 x 50	1.4	1.9	30
4 x 70	1.4	2.0	33
4 x 95	1.6	2.2	38
4 x 120	1.6	2.3	41
4 x 150	1.8	2.5	46
4 x 185	2.0	2.6	51
4 x 240	2.2	2.9	57
4 x 300	2.4	3.1	63

* The Approx. overall diameter is subject to a tolerance of (-2/+8)%.

PVC Insulated, PVC Sheathed Unarmoured Cables

AL / PVC / PVC Five Core



Standard : IEC 60502-1

Rated Voltage : 0.6/1 KV

Conductor : Class 2 stranded aluminum as per IEC 60228, BS EN 60228.

Shape of Conductor Conductor shall be circular stranded compacted.

Insulation PVC insulation type A as per IEC 60502-1 or type TI1 as per BS EN 50363 temperature rating 70 °C.
(PVC 90 °C is available on request).

Outer Sheath : PVC outer sheath type ST1 as per IEC 60502-1 or type TM1 as per BS EN 50363.

Applications : For outdoor and indoor installations in damp and wet locations. They are normally used for power distribution in urban networks, industrial plants and energy distribution.

Nominal Area	Nominal Insulation Thickness	Nominal Outer Sheath Thickness	Approx. Overall Diameter*
No. x mm ²	mm	mm	mm
5 x 25	1.2	1.8	29
5 x 35	1.2	1.9	32
5 x 50	1.4	2.0	37
5 x 70	1.4	2.2	42

* The Approx. overall diameter is subject to a tolerance of (-2/+8)%.

PVC Insulated, PVC Sheathed Armoured Cables

AL / PVC / AWA / PVC Single Core



- Standard** : IEC 60502-1, BS 6346
- Rated Voltage** : 0.6/1 KV
- Conductor** : Class 2 stranded copper as per IEC 60228, BS EN 60228.
- Shape of Conductor** : Conductor shall be circular stranded compacted.

Insulation : PVC insulation type A as per IEC 60502-1 or type T11 as per BS EN 50363 temperature rating 70 °C.
(PVC 90 °C is available on request).

Armour : Aluminum wires applied helically as per IEC 60502-1 or BS 6346.

Outer Sheath : PVC outer sheath type ST1 as per IEC 60502-1 or type TM1 as per BS EN 50363.

Applications : For outdoor installations in damp and wet locations. They are normally used for power distribution in urban networks, industrial plants and energy distribution where mechanical damage expected to occur.

Nominal Area	Nominal Insulation Thickness	Nominal Aluminum Wire Diameter	Nominal Outer Sheath Thickness	Approx. Overall Diameter*
No. x mm ²	mm	mm	mm	mm
1 x 50	1.4	1.25	1.8	20
1 x 70	1.4	1.25	1.8	21
1 x 95	1.6	1.25	1.8	23
1 x 120	1.6	1.60	1.8	26
1 x 150	1.8	1.60	1.8	27
1 x 185	2.0	1.60	1.8	29
1 x 240	2.2	1.60	1.9	32
1 x 300	2.4	2.00	2.0	36
1 x 400	2.6	2.00	2.1	40
1 x 500	2.8	2.00	2.2	43
1 x 630	2.8	2.00	2.4	47

* The Approx. overall diameter is subject to a tolerance of (-2/+8)%.

Features : Excellent mechanical protection.

PVC Insulated, PVC Sheathed Armoured Cables

AL / PVC / SWA / PVC Two Core

- Standard**: IEC 60502-1, BS 6346
- Rated Voltage**: 0.6/1 KV
- Conductor**: Class 2 stranded aluminum as per IEC 60228, BS EN 60228.
- Shape of Conductor**: Conductor shall be circular stranded compacted.
- Insulation**: PVC insulation type A as per IEC 60502-1 or type T11 as per BS EN 50363 temperature rating 70 °C.
(PVC 90 °C is available on request).
- Armour**: Galvanized steel wires applied helically as per IEC 60502-1 or BS 6346.
- Outer Sheath**: PVC outer sheath type ST1 as per IEC 60502-1 or type TM1 as per BS EN 50363.
- Applications**: For outdoor installations in damp and wet locations. They are normally used for power distribution in urban networks, industrial plants and energy distribution where mechanical damage expected to occur.

Nominal Area	Nominal Insulation Thickness	Nominal Steel Wire Diameter	Nominal Outer Sheath Thickness	Approx. Overall Diameter*
No. x mm ²	mm	mm	mm	mm
2 x 25	1.2	1.6	1.8	26
2 x 35	1.2	1.6	1.8	28
2 x 50	1.4	1.6	1.9	32
2 x 70	1.4	2.0	2.0	36
2 x 95	1.6	2.0	2.2	41
2 x 120	1.6	2.0	2.3	44
2 x 150	1.8	2.5	2.4	49
2 x 185	2.0	2.5	2.6	54
2 x 240	2.2	2.5	2.8	60
2 x 300	2.4	2.5	2.9	65

* The Approx. overall diameter is subject to a tolerance of (-2/+8)%.

Features: Excellent mechanical protection.



PVC Insulated, PVC Sheathed Armoured Cables

AL / PVC / SWA / PVC Three Core



- Standard** : IEC 60502-1, BS 6346
- Rated Voltage** : 0.6/1 KV
- Conductor** : Class 2 stranded aluminum as per IEC 60228, BS EN 60228.

Shape of Conductor Conductor shall be sectoral stranded compacted.

Insulation PVC insulation type A as per IEC 60502-1 or type TI1 as per BS EN 50363 temperature rating 70 °C.
(PVC 90 °C is available on request).

Armour Galvanized steel wires applied helically as per IEC 60502-1 or BS 6346.

Outer Sheath : PVC outer sheath type ST1 as per IEC 60502-1 or type TM1 as per BS EN 50363.

Applications : For outdoor installations in damp and wet locations. They are normally used for power distribution in urban networks, industrial plants and energy distribution where mechanical damage expected to occur.

Nominal Area	Nominal Insulation Thickness	Nominal Steel Wire Diameter	Nominal Outer Sheath Thickness	Approx. Overall Diameter*
No. x mm ²	mm	mm	mm	mm
3 x 25	1.2	1.6	1.8	24
3 x 35	1.2	1.6	1.8	26
3 x 50	1.4	1.6	2.0	30
3 x 70	1.4	2.0	2.1	34
3 x 95	1.6	2.0	2.2	38
3 x 120	1.6	2.0	2.3	40
3 x 150	1.8	2.5	2.5	46
3 x 185	2.0	2.5	2.7	50
3 x 240	2.2	2.5	2.9	55
3 x 300	2.4	2.5	3.1	60

* The Approx. overall diameter is subject to a tolerance of (-2/+8)%.

Features : Excellent mechanical protection.

PVC Insulated, PVC Sheathed Armoured Cables

AL / PVC / SWA / PVC Four Core

- Standard**: IEC 60502-1, BS 6346
- Rated Voltage**: 0.6/1 KV
- Conductor**: Class 2 stranded aluminum as per IEC 60228, BS EN 60228.
- Shape of Conductor**: Conductor shall be sectoral stranded compacted.
- Insulation**: PVC insulation type A as per IEC 60502-1 or type T11 as per BS EN 50363 temperature rating 70 °C.
(PVC 90 °C is available on request).
- Armour**: Galvanized steel wires applied helically as per IEC 60502-1 or BS 6346.
- Outer Sheath**: PVC outer sheath type ST1 as per IEC 60502-1 or type TM1 as per BS EN 50363.
- Applications**: For outdoor installations in damp and wet locations. They are normally used for power distribution in urban networks, industrial plants and energy distribution where mechanical damage expected to occur.

Nominal Area	Nominal Insulation Thickness	Nominal Steel Wire Diameter	Nominal Outer Sheath Thickness	Approx. Overall Diameter*
No. x mm ²	mm	mm	mm	mm
4 x 25	1.2	1.6	1.8	28
4 x 35	1.2	1.6	1.9	30
4 x 50	1.4	2.0	2.1	36
4 x 70	1.4	2.0	2.2	39
4 x 95	1.6	2.5	2.4	45
4 x 120	1.6	2.5	2.5	49
4 x 150	1.8	2.5	2.7	54
4 x 185	2.0	2.5	2.9	59
4 x 240	2.2	2.5	3.1	65
4 x 300	2.4	2.5	3.3	71

* The Approx. overall diameter is subject to a tolerance of (-2/+8)%.

Features: Excellent mechanical protection.

PVC Insulated, PVC Sheathed Armoured Cables

AL / PVC / SWA / PVC Five Core



- Standard** : IEC 60502-1, BS 6346
- Rated Voltage** : 0.6/1 KV
- Conductor** : Class 2 stranded aluminum as per IEC 60228, BS EN 60228.

Shape of Conductor Conductor shall be circular stranded compacted.

Insulation PVC insulation type A as per IEC 60502-1 or type Tl1 as per BS EN 50363 temperature rating 70 °C.
(PVC 90 °C is available on request).

Armour Galvanized steel wires applied helically as per IEC 60502-1 or BS 6346.

Outer Sheath : PVC outer sheath type ST1 as per IEC 60502-1 or type TM1 as per BS EN 50363.

Applications : For outdoor installations in damp and wet locations. They are normally used for power distribution in urban networks, industrial plants and energy distribution where mechanical damage expected to occur.

Nominal Area	Nominal Insulation Thickness	Nominal Steel Wire Diameter	Nominal Outer Sheath Thickness	Approx. Overall Diameter*
No. x mm ²	mm	mm	mm	mm
5 x 25	1.2	1.6	1.9	32
5 x 35	1.2	2.0	2.0	36
5 x 50	1.4	2.0	2.2	42
5 x 70	1.4	2.0	2.3	46

* The Approx. overall diameter is subject to a tolerance of (-2/+8)%.

Features : Excellent mechanical protection.

XLPE Insulated, PVC Sheathed Unarmoured Cables

AL / XLPE / PVC Single Core



Standard : IEC 60502-1

Rated Voltage : 0.6/1 KV

Conductor : Class 2 stranded aluminum as per IEC 60228, BS EN 60228.

Shape of Conductor Conductor shall be circular stranded compacted.

Insulation Cross-linked polyethylene (XLPE) insulation as per IEC 60502-1, GP 8 as per BS 7655 temperature rating 90 °C.

Outer Sheath : PVC outer sheath type ST2 as per IEC 60502-1 or type 9 as per BS EN 50363 .

Applications : For outdoor and indoor installations in damp and wet locations. They are normally used for power distribution in urban networks, industrial plants and energy distribution.

Nominal Area	Nominal Insulation Thickness	Nominal Outer Sheath Thickness	Approx. Overall Diameter*
No. x mm ²	mm	mm	mm
1 x 25	0.9	1.4	11
1 x 35	0.9	1.4	12
1 x 50	1.0	1.4	14
1 x 70	1.1	1.4	15
1 x 95	1.1	1.5	17
1 x 120	1.2	1.5	19
1 x 150	1.4	1.6	21
1 x 185	1.6	1.6	23
1 x 240	1.7	1.7	26
1 x 300	1.8	1.8	28
1 x 400	2.0	1.9	32
1 x 500	2.2	2.0	35
1 x 630	2.4	2.2	40

* The Approx. overall diameter is subject to a tolerance of (-2/+8)%.

XLPE Insulated, PVC Sheathed Unarmoured Cables

AL / XLPE / PVC Two Core



Standard : IEC 60502-1

Rated Voltage : 0.6/1 KV

Conductor : Class 2 stranded aluminum as per IEC 60228, BS EN 60228.

Shape of Conductor Conductor shall be circular stranded compacted.

Insulation Cross-linked polyethylene (XLPE) insulation as per IEC 60502-1, GP 8 as per BS 7655 temperature rating 90 °C.

Outer Sheath : PVC outer sheath type ST2 as per IEC 60502-1 or type 9 as per BS EN 50363 .

Applications : For outdoor and indoor installations in damp and wet locations. They are normally used for power distribution in urban networks, industrial plants and energy distribution.

Nominal Area	Nominal Insulation Thickness	Nominal Outer Sheath Thickness	Approx. Overall Diameter*
No. x mm ²	mm	mm	mm
2 x 25	0.9	1.8	22
2 x 35	0.9	1.8	24
2 x 50	1.0	1.8	27
2 x 70	1.1	1.8	30
2 x 95	1.1	2.0	34
2 x 120	1.2	2.1	38
2 x 150	1.4	2.2	42
2 x 185	1.6	2.3	47
2 x 240	1.7	2.5	52
2 x 300	1.8	2.7	57

* The Approx. overall diameter is subject to a tolerance of (-2/+8)%.

XLPE Insulated, PVC Sheathed Unarmoured Cables

AL / XLPE / PVC Three Core



Standard : IEC 60502-1

Rated Voltage : 0.6/1 KV

Conductor : Class 2 stranded aluminum as per IEC 60228, BS EN 60228.

Shape of Conductor Conductor shall be sectoral stranded compacted.

Insulation Cross-linked polyethylene (XLPE) insulation as per IEC 60502-1, GP 8 as per BS 7655 temperature rating 90 °C.

Outer Sheath : PVC outer sheath type ST2 as per IEC 60502-1 or type 9 as per BS EN 50363 .

Applications : For outdoor and indoor installations in damp and wet locations. They are normally used for power distribution in urban networks, industrial plants and energy distribution.

Nominal Area	Nominal Insulation Thickness	Nominal Outer Sheath Thickness	Approx. Overall Diameter*
No. x mm ²	mm	mm	mm
3 x 25	0.9	1.8	19
3 x 35	0.9	1.8	20
3 x 50	1.0	1.8	23
3 x 70	1.1	1.9	26
3 x 95	1.1	2.0	29
3 x 120	1.2	2.1	32
3 x 150	1.4	2.3	36
3 x 185	1.6	2.4	40
3 x 240	1.7	2.6	45
3 x 300	1.8	2.7	49

* The Approx. overall diameter is subject to a tolerance of (-2/+8)%.

XLPE Insulated, PVC Sheathed Unarmoured Cables

AL / XLPE / PVC Four Core



Standard : IEC 60502-1

Rated Voltage : 0.6/1 KV

Conductor : Class 2 stranded aluminum as per IEC 60228, BS EN 60228.

Shape of Conductor Conductor shall be sectoral stranded compacted.

Insulation Cross-linked polyethylene (XLPE) insulation as per IEC 60502-1, GP 8 as per BS 7655 temperature rating 90 °C.

Outer Sheath : PVC outer sheath type ST2 as per IEC 60502-1 or type 9 as per BS EN 50363 .

Applications : For outdoor and indoor installations in damp and wet locations. They are normally used for power distribution in urban networks, industrial plants and energy distribution.

Nominal Area	Nominal Insulation Thickness	Nominal Outer Sheath Thickness	Approx. Overall Diameter*
No. x mm ²	mm	mm	mm
4 x 25	0.9	1.8	22
4 x 35	0.9	1.8	24
4 x 50	1.0	1.8	28
4 x 70	1.1	2.0	32
4 x 95	1.1	2.1	36
4 x 120	1.2	2.3	40
4 x 150	1.4	2.4	44
4 x 185	1.6	2.6	49
4 x 240	1.7	2.8	55
4 x 300	1.8	3.0	60

* The Approx. overall diameter is subject to a tolerance of (-2/+8)%.

XLPE Insulated, PVC Sheathed Unarmoured Cables

AL / XLPE / PVC Five Core



Standard : IEC 60502-1

Rated Voltage : 0.6/1 KV

Conductor : Class 2 stranded aluminum as per IEC 60228, BS EN 60228.

Shape of Conductor Conductor shall be circular stranded compacted.

Insulation Cross-linked polyethylene (XLPE) insulation as per IEC 60502-1, GP 8 as per BS 7655 temperature rating 90 °C.

Outer Sheath : PVC outer sheath type ST2 as per IEC 60502-1 or type 9 as per BS EN 50363 .

Applications : For outdoor and indoor installations in damp and wet locations. They are normally used for power distribution in urban networks, industrial plants and energy distribution.

Nominal Area	Nominal Insulation Thickness	Nominal Outer Sheath Thickness	Approx. Overall Diameter*
No. x mm ²	mm	mm	mm
5 x 25	0.9	1.8	27
5 x 35	0.9	1.8	30
5 x 50	1.0	2.0	35
5 x 70	1.0	2.1	40

* The Approx. overall diameter is subject to a tolerance of (-2/+8)%.

XLPE Insulated, PVC Sheathed Armoured Cables

AL / XLPE / AWA / PVC Single Core

- Standard** : IEC 60502-1, BS 5467
- Rated Voltage** : 0.6/1 KV
- Conductor** : Class 2 stranded aluminum as per IEC 60228, BS EN 60228.

Shape of Conductor Conductor shall be circular stranded compacted.

Insulation Cross-linked polyethylene (XLPE) insulation as per IEC 60502-1 , GP 8 as per BS 7655 temperature rating 90 °C.

Armour Aluminum wires applied helically as per IEC 60502-1 or BS 5467.

Outer Sheath : PVC outer sheath type ST2 as per IEC 60502-1 or type 9 as per BS EN 50363.

Applications : For outdoor installations in damp and wet locations. They are normally used for power distribution in urban networks, industrial plants and energy distribution where mechanical damage expected to occur.

Nominal Area	Nominal Insulation Thickness	Nominal Aluminum Wire Diameter	Nominal Outer Sheath Thickness	Approx. Overall Diameter*
No. x mm ²	mm	mm	mm	mm
1 x 50	1.0	1.25	1.8	19
1 x 70	1.1	1.25	1.8	21
1 x 95	1.1	1.25	1.8	22
1 x 120	1.2	1.60	1.8	25
1 x 150	1.4	1.60	1.8	27
1 x 185	1.6	1.60	1.8	29
1 x 240	1.7	1.60	1.9	31
1 x 300	1.8	1.60	1.9	34
1 x 400	2.0	2.00	2.1	39
1 x 500	2.2	2.00	2.2	42
1 x 630	2.4	2.00	2.3	46

* The Approx. overall diameter is subject to a tolerance of (-2/+8)%.

Features : Excellent mechanical protection.

XLPE Insulated, PVC Sheathed Armoured Cables

AL / XLPE / SWA / PVC Two Core



- Standard** : IEC 60502-1, BS 5467
- Rated Voltage** : 0.6/1 KV
- Conductor** : Class 2 stranded aluminum as per IEC 60228, BS EN 60228.
- Shape of Conductor** : Conductor shall be circular stranded compacted.
- Insulation** : Cross-linked polyethylene (XLPE) insulation as per IEC 60502-1 , GP 8 as per BS 7655 temperature rating 90 °C.
- Armour** : Galvanized steel wires applied helically as per IEC 60502-1 or BS 5467.
- Outer Sheath** : PVC outer sheath type ST2 as per IEC 60502-1 or type 9 as per BS EN 50363.
- Applications** : For outdoor installations in damp and wet locations. They are normally used for power distribution in urban networks, industrial plants and energy distribution where mechanical damage expected to occur.

Nominal Area	Nominal Insulation Thickness	Nominal Steel Wire Diameter	Nominal Outer Sheath Thickness	Approx. Overall Diameter*
No. x mm ²	mm	mm	mm	mm
2 x 25	0.9	1.6	1.8	25
2 x 35	0.9	1.6	1.8	27
2 x 50	1.0	1.6	1.8	30
2 x 70	1.1	1.6	2.0	34
2 x 95	1.1	2.0	2.1	39
2 x 120	1.2	2.0	2.2	42
2 x 150	1.4	2.0	2.3	46
2 x 185	1.6	2.5	2.5	52
2 x 240	1.7	2.5	2.7	57
2 x 300	1.8	2.5	2.8	63

* The Approx. overall diameter is subject to a tolerance of (-2/+8)%.

Features : Excellent mechanical protection.

XLPE Insulated, PVC Sheathed Armoured Cables

AL / XLPE / SWA / PVC Three Core

- Standard

: IEC 60502-1, BS 5467
- Rated Voltage

: 0.6/1 KV
- Conductor

: Class 2 stranded aluminum as per IEC 60228, BS EN 60228.
- Shape of Conductor

Conductor shall be sectoral stranded compacted.
- Insulation

Cross-linked polyethylene (XLPE) insulation as per IEC 60502-1 , GP 8 as per BS 7655 temperature rating 90 °C.
- Armour

Galvanized steel wires applied helically as per IEC 60502-1 or BS 5467.
- Outer Sheath

: PVC outer sheath type ST2 as per IEC 60502-1 or type 9 as per BS EN 50363.
- Applications

: For outdoor installations in damp and wet locations. They are normally used for power distribution in urban networks, industrial plants and energy distribution where mechanical damage expected to occur.

Nominal Area	Nominal Insulation Thickness	Nominal Steel Wire Diameter	Nominal Outer Sheath Thickness	Approx. Overall Diameter*
No. x mm ²	mm	mm	mm	mm
3 x 25	0.9	1.6	1.8	23
3 x 35	0.9	1.6	1.8	25
3 x 50	1.0	1.6	1.9	28
3 x 70	1.1	2.0	2.0	32
3 x 95	1.1	2.0	2.2	36
3 x 120	1.2	2.0	2.3	39
3 x 150	1.4	2.5	2.5	44
3 x 185	1.6	2.5	2.6	48
3 x 240	1.7	2.5	2.8	53
3 x 300	1.8	2.5	3.0	57

* The Approx. overall diameter is subject to a tolerance of (-2/+8)%.

Features : Excellent mechanical protection.

XLPE Insulated, PVC Sheathed Armoured Cables

AL / XLPE / SWA / PVC Four Core



- Standard** : IEC 60502-1, BS 5467
- Rated Voltage** : 0.6/1 KV
- Conductor** : Class 2 stranded aluminum as per IEC 60228, BS EN 60228.
- Shape of Conductor** : Conductor shall be sectoral stranded compacted.
- Insulation** : Cross-linked polyethylene (XLPE) insulation as per IEC 60502-1 , GP 8 as per BS 7655 temperature rating 90 °C.
- Armour** : Galvanized steel wires applied helically as per IEC 60502-1 or BS 5467.
- Outer Sheath** : PVC outer sheath type ST2 as per IEC 60502-1 or type 9 as per BS EN 50363.
- Applications** : For outdoor installations in damp and wet locations. They are normally used for power distribution in urban networks, industrial plants and energy distribution where mechanical damage expected to occur.

Nominal Area	Nominal Insulation Thickness	Nominal Steel Wire Diameter	Nominal Outer Sheath Thickness	Approx. Overall Diameter*
No. x mm ²	mm	mm	mm	mm
4 x 25	0.9	1.6	1.8	26
4 x 35	0.9	1.6	1.9	29
4 x 50	1.0	1.6	2.0	33
4 x 70	1.1	2.0	2.2	38
4 x 95	1.1	2.0	2.3	42
4 x 120	1.2	2.5	2.5	47
4 x 150	1.4	2.5	2.6	52
4 x 185	1.6	2.5	2.8	57
4 x 240	1.7	2.5	3.0	63
4 x 300	1.8	2.5	3.2	68

* The Approx. overall diameter is subject to a tolerance of (-2/+8)%.

Features: Excellent mechanical protection.

XLPE Insulated, PVC Sheathed Armoured Cables

AL / XLPE / SWA / PVC Five Core



- Standard

: IEC 60502-1, BS 5467
- Rated Voltage

: 0.6/1 KV
- Conductor

: Class 2 stranded aluminum as per IEC 60228, BS EN 60228.
- Shape of Conductor

Conductor shall be circular stranded compacted.
- Insulation

Cross-linked polyethylene (XLPE) insulation as per IEC 60502-1 , GP 8 as per BS 7655 temperature rating 90 °C.
- Armour

Galvanized steel wires applied helically as per IEC 60502-1 or BS 5467.
- Outer Sheath


: PVC outer sheath type ST2 as per IEC 60502-1 or type 9 as per BS EN 50363.
- Applications

: For outdoor installations in damp and wet locations. They are normally used for power distribution in urban networks, industrial plants and energy distribution where mechanical damage expected to occur.

Nominal Area	Nominal Insulation Thickness	Nominal Steel Wire Diameter	Nominal Outer Sheath Thickness	Approx. Overall Diameter*
No. x mm ²	mm	mm	mm	mm
5 x 25	0.9	1.6	1.8	30
5 x 35	0.9	1.6	1.9	33
5 x 50	1.0	2.0	2.1	39
5 x 70	1.1	2.0	2.3	44

* The Approx. overall diameter is subject to a tolerance of (-2/+8)%.

Features: Excellent mechanical protection.



OVERHEAD CONDUCTOR

Soft Drawn Copper Conductor SDCU



Standard IEC 60228

Conductor Class 2 stranded copper as per IEC 60228.

Applications Bare soft or annealed copper conductors are recommended to be used for circuit ground connections as well as machinery and equipment grounding.

Nominal Area	Number of Strands	Approx. Overall Diameter
mm ²	No.	mm
1.5	7	1.5
2.5	7	2
4	7	2.5
6	7	3.1
10	7	4
16	7	5
25	7	6
35	7	7
50	7	8.1
70	19	9.7
95	19	11.4
120	37	12.9
150	37	14.3
185	37	16
240	37	18.4
300	61	20.7
400	61	23.2
500	61	26.7
630	61	30.4

Hard Drawn Copper Conductor HDCU



Standard BS 7884

Conductor Plain bare hard drawn copper conductors as per BS 7884.

Applications Hard drawn copper conductors are used in overhead electrical distribution networks.

Area		Approx. Overall Diameter	Nominal Break Load	Nominal DC. Resistance at 20 °C
Nominal mm²	Actual mm²			
		mm	KN	Ohm/Km
10	10.02	4.1	3.8	1.8290
14	14.08	4.8	5.3	1.3030
16	15.90	5.1	5.9	1.1540
25	24.23	6.3	9.1	0.7563
32	33.28	7.4	12.4	0.5497
35	34.38	7.5	12.9	0.5337
50	48.37	9.0	17.7	0.3819
70	65.84	10.5	24.1	0.2806
95	93.30	12.5	31.1	0.1980
120	117.04	14.0	42.8	0.1578
125	125.55	14.5	45.9	0.1471
150	152.87	16.0	55.9	0.1208
150	147.17	15.8	53.9	0.1264
185	181.70	17.5	66.5	0.1024

All Aluminum Conductors AAC



Standard BS 215

Conductor Hard drawn aluminum conductor consists of wires concentrically applied in successive layers in opposite direction.

Applications All aluminum bare conductors are used for aerial distribution lines having relatively short spans, aerial feeders and bus bars of substations.

Code Name	Area		Stranding and Wire Diameter	Approx. Overall Diameter	Nominal Break Load	Nominal DC. Resistance at 20 °C
	Nominal mm ²	Actual mm	mm	mm	KN	Ohm/Km
MIDGE	22	23.33	7 / 2.06	6.2	4.0	1.2270
APHID	25	26.40	3 / 3.35	7.2	4.1	1.0830
GNAT	25	26.80	7 / 2.21	6.6	4.6	1.0660
WEEVIL	30	31.60	3 / 3.66	7.9	4.9	0.9070
MOSQUITO	35	37.00	7 / 2.59	7.8	6.0	0.7763
LADYBIRD	40	42.80	7 / 2.79	8.4	6.9	0.6689
ANT	50	52.83	7 / 3.10	9.3	8.3	0.5419
FLY	60	63.55	7 / 3.40	10.2	9.9	0.4505
BLUEBOTTLE	70	73.70	7 / 3.66	11.0	11.3	0.3887
EARWING	75	78.50	7 / 3.78	11.3	11.9	0.3645
GRASSHOPPER	80	84.10	7 / 3.91	11.7	12.8	0.3406
CLEGG	90	95.60	7 / 4.17	12.5	14.5	0.2996
WASP	100	106.00	7 / 4.39	13.2	16.0	0.2702
BEETLE	100	106.60	19 / 2.67	13.4	17.4	0.2704
BEE	125	132.00	7 / 4.90	14.7	19.9	0.2169
CRICKET	150	157.90	7 / 5.36	16.1	23.9	0.1813
HORNET	150	157.60	19 / 3.25	16.3	27.7	0.1825
CATERPILLAR	175	186.00	19 / 3.53	17.7	28.6	0.1547
CHAFER	200	213.20	19 / 3.78	18.9	32.4	0.1349
SPIDER	225	236.90	19 / 3.99	20.0	36.0	0.1211
COCKROACH	250	265.70	19 / 4.22	21.1	40.4	0.1083
BUTTERFLY	300	322.70	19 / 4.65	23.3	48.7	0.08916
MOTH	350	373.20	19 / 5.00	25.0	56.4	0.07711
DRONE	350	373.30	37 / 3.58	25.1	57.5	0.07742
LOCUST	400	428.50	19 / 5.36	26.8	64.7	0.06711
CENTIPEDE	400	415.20	37 / 3.78	26.5	63.1	0.06944
MAYBUG	450	486.90	37 / 4.09	28.6	74.0	0.05931
SCORPION	500	529.50	37 / 4.27	29.9	80.0	0.05442
CICADA	600	628.60	37 / 4.65	32.6	95.0	0.04589
TARANTULA	750	794.80	37 / 5.23	36.6	120.1	0.03627

All Aluminum Alloy Conductors

AAAC



Standard BS EN 50183

Conductor Aluminum alloy conductor consists of wires concentrically applied in successive layers in opposite direction.

Applications Used as bare overhead conductor for primary and secondary distribution. Designed utilizing a high strength aluminum alloy to achieve a high strength-to-weight ratio; affords better sag characteristics. Aluminum alloy gives AAAC higher resistance to corrosion.

Code Name	Area	Stranding and Wire Diameter	Approx. Overall Diameter	Nominal Break Load	Nominal DC. Resistance at 20 °C
	mm²	mm	mm	KN	Ohm/Km
BOX	18.82	7 / 1.85	5.55	5.27	1.749
ACACIA	23.79	7 / 2.08	6.24	6.70	1.384
ALMOND	30.10	7 / 2.34	7.02	8.44	1.094
CEDAR	35.47	7 / 2.54	7.62	9.95	0.9281
FIR	47.84	7 / 2.95	8.85	13.40	0.688
HAZEL	59.87	7 / 3.30	9.90	16.80	0.5498
PINE	71.65	7 / 3.61	10.83	20.10	0.4595
WILLOW	89.73	7 / 4.04	12.12	25.17	0.3669
OAK	118.90	7 / 4.65	13.95	33.32	0.277
MULBERRY	150.90	19 / 3.18	15.90	42.30	0.219
ASH	180.70	19 / 3.48	17.40	50.64	0.183
ELM	211.00	19 / 3.76	18.80	59.13	0.157
POPLAR	239.40	37 / 2.87	20.09	67.00	0.1387
SYCAMORE	303.20	37 / 3.23	22.61	84.90	0.1093
UPAS	362.10	37 / 3.53	24.71	101.50	0.09155
YEW	479.00	37 / 4.06	28.42	134.20	0.69210
TOTARA	498.00	37 / 4.14	28.98	139.60	0.06656
RUBUS	586.90	61 / 3.50	31.50	164.50	0.05662
ARAUCARIA	821.10	61 / 4.14	37.26	230.00	0.04047

Aluminum Conductors Steel Reinforced ACSR



Standard BS 215

Conductor An outer layer of aluminum conductor concentrically stranded over the central core of galvanized solid or stranded steel wires to form aluminum steel reinforced conductor.

Applications ACSR conductors are widely used for electrical power transmission over long distances, since they are ideal for long overhead lines spans. They are also used as a messenger for supporting overhead electrical cables.

Code Name	Area *				Strand. Wire Diameter		Approx. Overall Diameter		Nominal	
	Nominal Al. mm ²	Al. mm ²	St. mm ²	Total mm ²	Al.	St.			Break Load	DC. Resistance at 20 °C
					No. / mm		mm	KN		
MOLE	10	10.62	1.77	12.39	6 / 1.50	1 / 1.50	4.5		4.14	2.0760
SQUIRREL	20	20.94	3.49	24.43	6 / 2.11	1 / 2.11	6.3		7.88	1.3680
GOPHER	25	26.25	4.37	30.62	6 / 2.36	1 / 2.36	7.1		9.61	1.0930
WEASEL	30	31.61	5.27	36.88	6 / 2.59	1 / 2.59	7.8		11.45	0.9077
FOX	35	36.66	6.11	42.77	6 / 2.79	1 / 2.79	8.4		13.20	0.7822
FERRET	40	42.41	7.07	49.48	6 / 3.00	1 / 3.00	9.0		15.20	0.6766
RABBIT	50	52.88	8.82	61.70	6 / 3.35	1 / 3.35	10.1		18.35	0.5426
MINK	60	63.18	10.53	73.71	6 / 3.66	1 / 3.66	11.0		21.80	0.4545
SKUNK	60	63.27	36.93	100.20	12 / 2.59	7 / 2.59	13.0		53.00	0.4567
BEAVER	70	74.82	12.47	87.29	6 / 3.99	1 / 3.99	12.0		25.70	0.3825
HORSE	70	73.37	42.80	116.17	12 / 2.79	7 / 2.79	14.0		61.20	0.3936
RACCOON	75	79.20	13.20	92.40	6 / 4.10	1 / 4.10	12.3		27.20	0.3622
OTTER	80	83.88	13.98	97.86	6 / 4.22	1 / 4.22	12.7		28.80	0.3419
CAT	90	95.40	15.90	111.30	6 / 4.50	1 / 4.50	13.5		32.70	0.3007
HARE	100	105.00	17.50	122.50	6 / 4.72	1 / 4.72	14.2		36.00	0.2733
DOG	100	105.00	13.50	118.50	6 / 4.72	7 / 1.57	14.2		32.70	0.2733
HYENA	100	105.80	20.44	126.24	7 / 4.39	7 / 1.93	14.6		40.90	0.2712
LEOPARD	125	131.30	16.80	148.10	6 / 5.28	7 / 1.75	15.8		40.70	0.2184
COYOTE	125	132.10	20.10	152.20	26 / 2.54	7 / 1.91	15.9		46.40	0.21870

* Al.: Aluminum
St.: Steel

Aluminum Conductors Steel Reinforced ACSR



Standard BS 215

Conductor An outer layer of aluminum conductor concentrically stranded over the central core of galvanized solid or stranded steel wires to form aluminum steel reinforced conductor.

Applications ACSR conductors are widely used for electrical power transmission over long distances, since they are ideal for long overhead lines spans. They are also used as a messenger for supporting overhead electrical cables.

Code Name	Area *				Strand. Wire Diameter		Approx. Overall Diameter	Nominal	
	Nominal Al. mm ²	Al. mm ²	St. mm ²	Total mm ²	Al.	St.		Break Load	DC. Resistance at 20 °C
					No. / mm				
COUGAR	125	130.3	7.25	137.55	18/3.05	1/3.05	15.25	29.8	0.21890
TIGER	125	131.1	30.60	161.7	30/2.36	7/2.36	16.52	58.0	0.22020
WOLF	150	158.0	36.90	194.9	30/2.59	7/2.59	18.13	69.2	0.18280
DINGO	150	158.7	8.80	167.5	18/3.35	1/3.35	16.75	35.7	0.18150
LYNX	175	183.4	42.80	226.2	30/2.79	7/2.79	19.53	79.8	0.15760
CARACAL	175	184.2	10.30	194.5	18/3.61	1/3.61	18.05	41.1	0.15630
JAGUAR	200	210.6	11.70	222.3	18/3.86	1/3.86	19.30	46.6	0.13670
PANTHER	200	212.0	49.50	261.5	30/3.00	7/3.00	21.00	92.3	0.13630
LION	225	238.5	55.60	294.1	30/3.18	7/3.18	22.26	100.6	0.12120
BEAR	250	264.0	61.60	325.6	30/3.35	7/3.35	23.45	111.1	0.10930
GOAT	300	324.3	75.70	400.0	30/3.71	7/3.71	25.97	135.7	0.08910
SHEEP	350	374.1	87.30	461.4	30/3.99	7/3.99	27.93	155.9	0.07704
ANTELOPE	350	373.1	48.40	421.5	54/2.97	7/2.97	26.73	118.2	0.07727
BISON	350	381.8	49.50	431.3	54/3.00	7/3.00	27.00	120.9	0.07573
DEER	400	429.3	100.20	529.5	30/4.27	7/4.27	29.89	178.5	0.06726
ZEBRA	400	428.9	55.60	484.5	54/3.18	7/3.18	28.62	131.9	0.06740
ELK	450	477.0	111.30	588.3	30/4.50	7/4.50	31.50	198.2	0.06056
CAMEL	450	475.2	61.60	536.8	54/3.35	7/3.35	30.15	145.7	0.06073
MOOSE	500	528.7	68.50	597.2	54/3.53	7/3.53	31.77	161.1	0.05470

* Al.: Aluminum
St.: Steel



CONTROL CABLE

PVC Insulated and PVC Sheathed
CU / PVC / PVC Unarmoured Cables



- Standard

: IEC 60502-1
- Rated Voltage

: 0.6/1 KV
- Conductor

: Class 1 solid (upon request) copper or class 2 stranded copper as per IEC 60228.
- Shape of Conductor

: Conductor shall be circular stranded non-compacted.
- Insulation

: PVC insulation type A as per IEC 60502-1 temperature rating 70 °C.
- Outer Sheath

: PVC outer sheath type ST1 as per IEC 60502-1.

Applications : For outdoor and indoor installations in damp and wet locations, connecting signaling and control units industry. They are laid in air, in duct, in trenches, in steel support brackets or direct in ground, when well protected.

Cross Section Area	Number of Cores	Nominal Outer Sheath Thickness	Approx. Overall Diameter*
mm²	No.	mm	mm
1.5	7	1.8	14
1.5	12	1.8	18
1.5	19	1.8	20
1.5	27	1.8	24
1.5	37	1.8	27
1.5	48	1.9	31
1.5	61	2.0	34

* The Approx. overall diameter is subject to a tolerance of (-2/+8)%.

PVC Insulated and PVC Sheathed

CU / PVC / PVC Unarmoured Cables



- Standard

: IEC 60502-1
- Rated Voltage

: 0.6/1 KV
- Conductor

: Class 1 solid (upon request) copper or class 2 stranded copper as per IEC 60228.
- Shape of Conductor

: Conductor shall be circular stranded non-compacted.
- Insulation

: PVC insulation type A as per IEC 60502-1 temperature rating 70 °C.
- Outer Sheath

: PVC outer sheath type ST1 as per IEC 60502-1.

Applications : For outdoor and indoor installations in damp and wet locations, connecting signaling and control units industry. They are laid in air, in duct, in trenches, in steel support brackets or direct in ground, when well protected.

Cross Section Area	Number of Cores	Nominal Outer Sheath Thickness	Approx. Overall Diameter*
mm ²	No.	mm	mm
2.5	7	1.8	15
2.5	12	1.8	20
2.5	19	1.8	23
2.5	27	1.8	27
2.5	37	1.9	30
2.5	48	2.0	34
2.5	61	2.1	38

* The Approx. overall diameter is subject to a tolerance of (-2/+8)%.

PVC Insulated and PVC Sheathed

CU / PVC / PVC Un Armoured Cables



- Standard

: IEC 60502-1
- Rated Voltage

: 0.6/1 KV
- Conductor

: Class 1 solid (upon request) copper or class 2 stranded copper as per IEC 60228.
- Shape of Conductor

: Conductor shall be circular stranded non-compacted.
- Insulation

: PVC insulation type A as per IEC 60502-1 temperature rating 70 °C.
- Outer Sheath

: PVC outer sheath type ST1 as per IEC 60502-1.

Applications

: For outdoor and indoor installations in damp and wet locations, connecting signaling and control units industry. They are laid in air, in duct, in trenches, in steel support brackets or direct in ground, when well protected.

Cross Section Area	Number of Cores	Nominal Outer Sheath Thickness	Approx. Overall Diameter*
mm²	No.	mm	mm
4.0	7	1.8	18
4.0	12	1.8	23
4.0	19	1.8	27
4.0	27	1.9	33
4.0	37	2.1	37
4.0	48	2.2	42
4.0	61	2.4	46

* The Approx. overall diameter is subject to a tolerance of (-2/+8)%.

PVC Insulated and PVC Sheathed

CU / PVC / SWA / PVC Armoured Cables



- Standard

: IEC 60502-1, BS 6346
- Rated Voltage

: 0.6/1 KV
- Conductor

: Class 1 solid (upon request) copper or class 2 stranded copper as per IEC 60228, BS EN 60228.
- Shape of Conductor

: Conductor shall be circular stranded non-compacted.
- Insulation

: PVC insulation type A as per IEC 60502-1, or type T11 as per BS EN 50363 temperature rating 70 °C.
- Armour

: Galvanized steel wires applied helically as per IEC 60502-1 or BS 6346.
- Outer Sheath

: PVC outer sheath type ST1 as per IEC 60502-1 or type TM1 as per BS EN 50363.
- Applications

: For outdoor installations in damp and wet locations, laid direct in the ground where excessive mechanical stress is requested. They are normally used in connecting signaling and control units in industry.

Cross Section Area	Number of Cores	Nominal Steel Wire Diameter	Nominal Outer Sheath Thickness	Approx. Overall Diameter*
mm²	No.	mm	mm	mm
1.5	7	0.8	1.8	18
1.5	12	1.25	1.8	22
1.5	19	1.6	1.8	26
1.5	27	1.6	1.8	29
1.5	37	1.6	1.9	32
1.5	48	2.0	2.0	37
1.5	61	2.0	2.1	40

* The Approx. overall diameter is subject to a tolerance of (-2/+8)%.

PVC Insulated and PVC Sheathed

CU / PVC / SWA / PVC Armoured Cables



- Standard

: IEC 60502-1, BS 6346
- Rated Voltage

: 0.6/1 KV
- Conductor

: Class 1 solid (upon request) copper or class 2 stranded copper as per IEC 60228, BS EN 60228.
- Shape of Conductor

: Conductor shall be circular stranded non-compacted.
- Insulation

: PVC insulation type A as per IEC 60502-1, or type T11 as per BS EN 50363 temperature rating 70 °C.
- Armour

: Galvanized steel wires applied helically as per IEC 60502-1 or BS 6346.
- Outer Sheath

: PVC outer sheath type ST1 as per IEC 60502-1 or type TM1 as per BS EN 50363.
- Applications

: For outdoor installations in damp and wet locations, laid direct in the ground where excessive mechanical stress is requested. They are normally used in connecting signaling and control units in industry.

Cross Section Area	Number of Cores	Nominal Steel Wire Diameter	Nominal Outer Sheath Thickness	Approx. Overall Diameter*
mm²	No.	mm	mm	mm
2.5	7	1.25	1.8	20
2.5	12	1.25	1.8	24
2.5	19	1.6	1.8	28
2.5	27	1.6	1.9	32
2.5	37	1.6	2.0	36
2.5	48	2.0	2.1	41
2.5	61	2.0	2.2	44

* The Approx. overall diameter is subject to a tolerance of (-2/+8)%.

PVC Insulated and PVC Sheathed
CU / PVC / SWA / PVC Armoured Cables



- Standard

: IEC 60502-1, BS 6346
- Rated Voltage

: 0.6/1 KV
- Conductor

: Class 1 solid (upon request) copper or class 2 stranded copper as per IEC 60228, BS EN 60228.
- Shape of Conductor

: Conductor shall be circular stranded non-compacted.
- Insulation

: PVC insulation type A as per IEC 60502-1, or type TI1 as per BS EN 50363 temperature rating 70 °C.
- Armour

: Galvanized steel wires applied helically as per IEC 60502-1 or BS 6346.
- Outer Sheath

: PVC outer sheath type ST1 as per IEC 60502-1 or type TM1 as per BS EN 50363.
- Applications

: For outdoor installations in damp and wet locations, laid direct in the ground where excessive mechanical stress is requested. They are normally used in connecting signaling and control units in industry.

Cross Section Area	Number of Cores	Nominal Steel Wire Diameter	Nominal Outer Sheath Thickness	Approx. Overall Diameter*
mm²	No.	mm	mm	mm
4.0	7	1.25	1.8	23
4.0	12	1.6	1.8	29
4.0	19	1.6	1.9	33
4.0	27	2.0	2.1	39
4.0	37	2.0	2.2	43
4.0	48	2.5	2.4	50
4.0	61	2.5	2.6	55

* The Approx. overall diameter is subject to a tolerance of (-2/+8)%.

XLPE Insulated and PVC Sheathed
CU / XLPE / PVC Unarmoured Cables



- Standard

: IEC 60502-1
- Rated Voltage

: 0.6/1 KV
- Conductor

: Class 1 solid (upon request) copper or class 2 stranded copper as per IEC 60228.
- Shape of Conductor

: Conductor shall be circular stranded non-compacted.
- Insulation

: Cross-linked polyethylene (XLPE) insulation as per IEC 60502-1 temperature rating 90 °C.
- Outer Sheath

: PVC outer sheath type ST2 as per IEC 60502-1.
- Applications

: For outdoor and indoor installations in damp and wet locations, connecting signaling and control units industry. They are laid in air, in duct, in trenches, in steel support brackets or direct in ground, when well protected.

Cross Section Area	Number of Cores	Nominal Outer Sheath Thickness	Approx. Overall Diameter*
mm²	No.	mm	mm
1.5	7	1.8	14
1.5	12	1.8	17
1.5	19	1.8	19
1.5	27	1.8	23
1.5	37	1.8	26
1.5	48	1.8	29
1.5	61	1.9	32

* The Approx. overall diameter is subject to a tolerance of (-2/+8)%.

XLPE Insulated and PVC Sheathed
CU / XLPE / PVC Unarmoured Cables



- Standard

: IEC 60502-1
- Rated Voltage

: 0.6/1 KV
- Conductor

: Class 1 solid (upon request) copper or class 2 stranded copper as per IEC 60228.
- Shape of Conductor

: Conductor shall be circular stranded non-compacted.
- Insulation

: Cross-linked polyethylene (XLPE) insulation as per IEC 60502-1 temperature rating 90 °C.
- Outer Sheath

: PVC outer sheath type ST2 as per IEC 60502-1.
- Applications

: For outdoor and indoor installations in damp and wet locations, connecting signaling and control units industry. They are laid in air, in duct, in trenches, in steel support brackets or direct in ground, when well protected.

Cross Section Area	Number of Cores	Nominal Outer Sheath Thickness	Approx. Overall Diameter*
mm²	No.	mm	mm
2.5	7	1.8	15
2.5	12	1.8	19
2.5	19	1.8	22
2.5	27	1.8	26
2.5	37	1.8	28
2.5	48	1.9	33
2.5	61	2.0	36

* The Approx. overall diameter is subject to a tolerance of (-2/+8)%.

XLPE Insulated and PVC Sheathed
CU / XLPE / PVC Unarmoured Cables



- Standard

: IEC 60502-1
- Rated Voltage

: 0.6/1 KV
- Conductor

: Class 1 solid (upon request) copper or class 2 stranded copper as per IEC 60228.
- Shape of Conductor

: Conductor shall be circular stranded non-compacted.
- Insulation

: Cross-linked polyethylene (XLPE) insulation as per IEC 60502-1 temperature rating 90 °C.
- Outer Sheath

: PVC outer sheath type ST2 as per IEC 60502-1.
- Applications

: For outdoor and indoor installations in damp and wet locations, connecting signaling and control units industry. They are laid in air, in duct, in trenches, in steel support brackets or direct in ground, when well protected.

Cross Section Area	Number of Cores	Nominal Outer Sheath Thickness	Approx. Overall Diameter*
mm ²	No.	mm	mm
4.0	7	1.8	16
4.0	12	1.8	21
4.0	19	1.8	24
4.0	27	1.8	29
4.0	37	1.9	32
4.0	48	2.1	37
4.0	61	2.2	41

* The Approx. overall diameter is subject to a tolerance of (-2/+8)%.



Wadi Al Seer for Producing Jordanian Cables Company LTD
شركة وادي السير لصناعة الاسلاك والكوابل الاردنية ذ.م.م